

## Type SSQ

### Square Ceramic Surface Mount Quick Acting Fuse

2410 Size  
HF  RoHS 6 Compliant

SSQDNOV2010






#### Electrical Characteristics (ULICSA STD.248-14)

Testing current	Blow Time	
	Minimum	Maximum
100%	4 Hrs.	N/A
200%	N/A	5 Sec

#### Approvals



Safety Agency Approvals	Amp range / Volt @ I.R.ability
 Certified File No. LR39772	100mA - 7A / 125V @ 50A AC
 Listed File No. E20624	100mA - 7A / 125V @ 50A AC and 86V @ 10,000A DC and 125V @ 300A DC 7.1A - 12A / 125V @ 50A AC and 86V @ 10,000A DC
 Recognized File No. E20624	15A / 86V @ 10,000A DC

#### RoHS 6 Compliant Product

RoHS Reflow Reference : JEDEC J-STD-020C (260°C, 40 sec max)  
RoHS Wave Soldering Compatible : (260°C, 10 sec max)

#### Environmental Specification

##### Shock Resistance

MIL-STD-202G, Method 213B, Test Condition I  
(100 G's peak for 6 milliseconds; Sawtooth Waveform)

##### Vibration Resistance

MIL-STD-202G, Method 201A (10-55 Hz, 0.06 inch, total excursion)

##### Salt Spray Resistance

MIL-STD-202G, Method 101E, Test condition B (48 hrs)

##### Insulation Resistance

MIL-STD-202G, Method 302, Test Condition A  
(After Opening) 10,000 ohms minimum

##### Solderability

MIL-STD-202G, Method 208H

##### Soldering Heat Resistance

MIL-STD-202G Method 210F, Test Condition C. Top Side  
(260°C, 20 sec)

MIL-STD-202G Method 210F, Test Condition D. Bottom Side  
(260°C, 10sec)

##### Thermal Shock Resistance

MIL-STD-202G, Method 107G, Test Condition B  
(-65°C to +125°C)

##### Operating Temperature

-55°C to +125°C

Catalog Number	Ampere Rating	Typical Cold Resistance (ohm)	Volt-drop @100% In (Volt) max.	Melting I <sup>2</sup> T < 10 mSec (A <sup>2</sup> Sec)	Melting I <sup>2</sup> T @10 In (A <sup>2</sup> Sec)	Maximum Power Dissipation (W)
SSQ 250	250mA	0.65	0.30	0.02	0.01	0.07
SSQ 375	375mA	0.36	0.25	0.04	0.03	0.09
SSQ 500	500mA	0.24	0.22	0.07	0.06	0.11
SSQ 750	750mA	0.15	0.17	0.11	0.07	0.13
SSQ 1	1A	0.11	0.17	0.19	0.14	0.17
SSQ 1.25	1.25A	0.09	0.16	0.33	0.24	0.20
SSQ 1.5	1.5A	0.07	0.15	0.57	0.41	0.23
SSQ 2	2A	0.05	0.15	1.0	0.8	0.30
SSQ 2.5	2.5A	0.038	0.14	1.7	1.4	0.36
SSQ 3	3A	0.028	0.13	3.0	2.4	0.43
SSQ 3.5	3.5A	0.025	0.13	3.9	3.3	0.47
SSQ 4	4A	0.022	0.13	5.1	4.4	0.51
SSQ 5	5A	0.016	0.12	8.8	7.8	0.62
SSQ 6.3	6.3A	0.012	0.12	15	14	0.74
SSQ 7	7A	0.011	0.114	20	19	0.81
SSQ 8	8A	0.009	0.112	26	25	0.89
SSQ 10	10A	0.007	0.107	46	44	1.07
SSQ 12	12A	0.006	0.103	70	69	1.24
SSQ 15	15A	0.004	0.098	121	124	1.54

Consult manufacturer for other ratings

HALOGEN FREE=   
LEAD FREE = 

#### Physical Specification

##### Materials

Ceramic body / Palladium Plated Brass Caps

##### Marking

On fuse:

"Current Rating" in black color; "bel" stamped in end caps

On label:

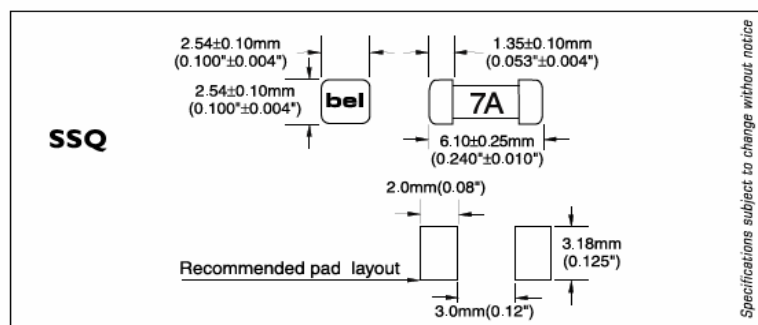
"bel", "SSQ", "Current Rating", "Voltage Rating", "Interrupting Rating",

"Appropriate Safety Logos" and "  ", "  " (China RoHS compliant)

##### Packaging

5,000 fuses in 13 inches dia. Reel, 12 mm wide tape, 4mm pitch, per EIA Standard 481-C.

#### Mechanical Dimensions

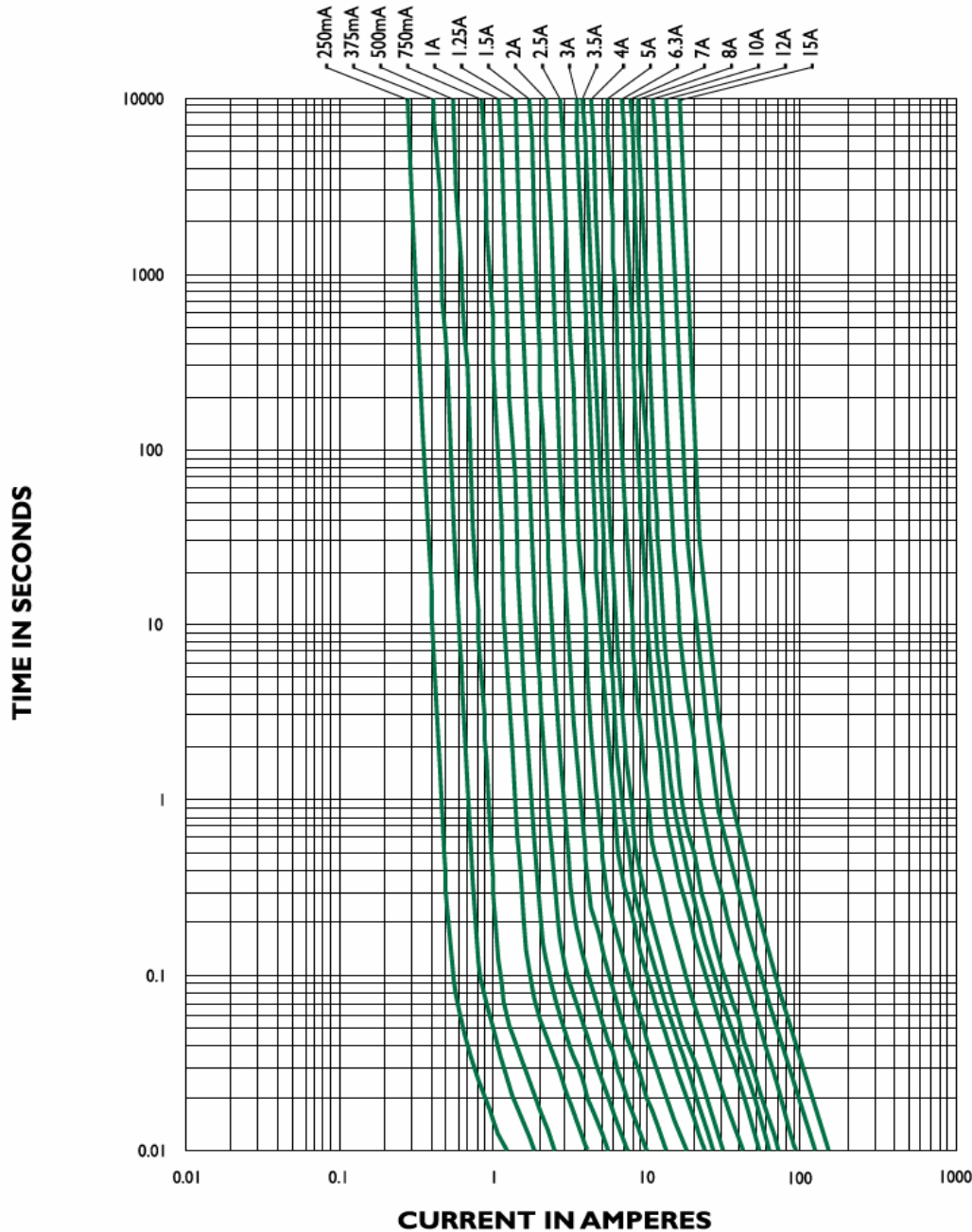


Specifications subject to change without notice

ORDERING INFORMATION SEE LAST 2 PAGES



**SSQ - TIME CURRENT CHARACTERISTIC CURVE**



Specifications subject to change without notice

NOTE - see important information under "User Guide" on P.08

**Corporate Office**  
**Bel Fuse Inc.**  
 206 Van Vorst Street, Jersey City, NJ 07302  
 Tel: 201-432-0463  
 Fax: 201-432-9542  
 E-Mail: belfuse@belfuse.com  
 Website: www.belfuse.com

**Far East Office**  
**Bel Fuse Ltd.**  
 8F/8 Luk Hop Street  
 San Po Kong  
 Kowloon, Hong Kong  
 Tel: 852-2328-5515  
 Fax: 852-2352-3706

**European Office**  
**Bel Fuse Europe Ltd.**  
 Preston Technology Management Centre  
 Marsh Lane, Preston PR1 8UG  
 Lancashire, U.K  
 Tel: 44-1772-556601  
 Fax: 44-1772-888366