


SCN Series

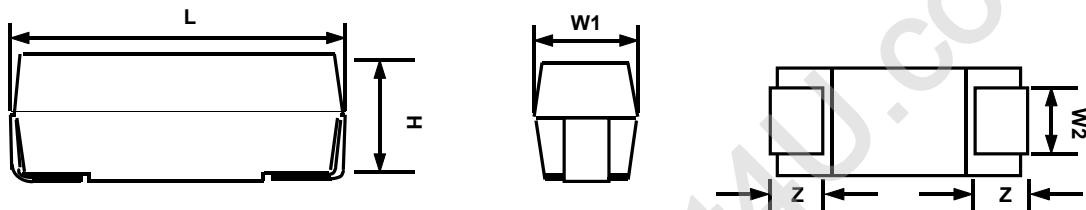
FEATURES

The product is a standard type that has been most widely used among tantalum chip capacitors.

- * Molded Case available in four case codes.
- * Compatible with automatic pick and place equipment.
- * Meets or Exceeds EIA standard 535BAAC .



Drawing and Dimension



Case Code	EIA Code	L	W ₁	W ₂	H	Z
A	3216	3.2 ± 0.2	1.6 ± 0.2	1.2 ± 0.1	1.6 ± 0.2	0.8 ± 0.3
B	3528	3.5 ± 0.2	2.8 ± 0.2	2.2 ± 0.1	1.9 ± 0.2	0.8 ± 0.3
C	6032	6.0 ± 0.3	3.2 ± 0.3	2.2 ± 0.1	2.5 ± 0.3	1.3 ± 0.3
D	7343	7.3 ± 0.3	4.3 ± 0.3	2.4 ± 0.1	2.8 ± 0.3	1.3 ± 0.3

SPECIFICATIONS

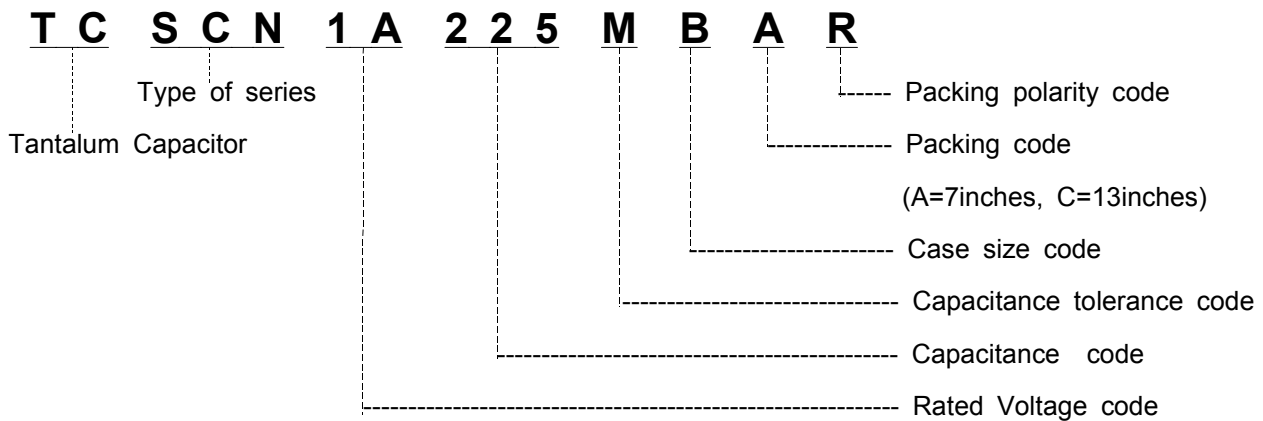
Capacitance	Range	1.0 μ F to 68 μ F						
	Tolerance	\pm 20%(M), \pm 10%(K)						
Dissipation Factor (Tanδ)	C \leq 1.0μF	D.F \leq 4.0%						
	1.5μF \leq C \leq 6.8μF	D.F \leq 6.0%						
	10μF \leq C \leq 68μF	D.F \leq 8.0%						
	C \geq 100μF	D.F \leq 10.0%						
Leakage Current		between 0.01CV and 0.5 μ A, whichever is larger						
Rated Voltage (V_R)		4.0	6.3	10	16	20	25	35
Operating Voltage (V)	T \leq 85$^{\circ}$C	4.0	6.3	10.0	16.0	20.0	25.0	35.0
	85$^{\circ}$C $<$ T \leq 125$^{\circ}$C	2.5	4.0	6.3	10.0	13.0	16.0	22.0
Surge Voltage (V)	T \leq 85$^{\circ}$C	5.2	8.0	13.0	20.0	25.0	32.0	44.0
	85$^{\circ}$C $<$ T \leq 125$^{\circ}$C	3.2	5.0	8.0	13.0	16.0	20.0	28.0
Operating Temperature		-55 $^{\circ}$ C to 125 $^{\circ}$ C						

(SCN Series) Standard value and case size.

W.V		4V (0G)	6.3V (0J)	10V (1A)	16V (1C)	20V (1D)	25V (1E)	35V (1V)
0.15	154							A
0.22	224							A
0.33	334						A	A
0.47	474				A	A	A	B
0.68	684				A	A		
1.0	105			A	A			B
1.5	155		A	A			B	
2.2	225	A	A			B		C
3.3	335	A			B	C	C	C
4.7	475			B	C	C	C	D
6.8	685		B	C	C	C	D	D
10	106	B	C	C	C	D	D	
15	156	C	C	C	D	D		
22	226	C	C	D	D			
33	336	C	D	D				
47	476	D	D					
68	686	D						

ORDERING INFORMATION

Product symbol : (Example) SCN Series, B Case ,10V 2.2 μ F \pm 20%





SCN Rating & Part Number Reference

Part Number	Case Size	Capacitance μF	DC Leakage μA @+25°C Max	DF % @+25°C 120Hz Max	ESR Ω @+25°C Max
4 Volt Rating @+85°C (2.5Volt Rating @+125°C)					
TCSCN0G225*AAR	A	2.2	0.5	6	10.0
TCSCN0G335*AAR	A	3.3	0.5	6	8.0
TCSCN0G106*BAR	B	10	0.5	6	3.5
TCSCN0G156*CAR	C	15	0.6	6	2.5
TCSCN0G226*CAR	C	22	0.9	6	1.8
TCSCN0G336*CAR	C	33	1.3	6	1.8
TCSCN0G476*DAR	D	47	1.9	6	1.0
TCSCN0G686*DAR	D	68	2.7	6	0.8
6.3 Volt Rating @+85°C (4Volt Rating @+125°C)					
TCSCN0J155*AAR	A	1.5	0.5	6	10.0
TCSCN0J225*AAR	A	2.2	0.5	6	8.0
TCSCN0J685*BAR	B	6.8	0.5	6	3.5
TCSCN0J106*CAR	C	10	0.6	6	3.0
TCSCN0J156*CAR	C	15	0.9	6	1.8
TCSCN0J226*CAR	C	22	1.4	6	1.8
TCSCN0J336*DAR	D	33	2.0	6	1.5
TCSCN0J476*DAR	D	47	3.0	6	0.8
10 Volt Rating @+85°C (6.3Volt Rating @+125°C)					
TCSCN1A105*AAR	A	1.0	0.5	4	12.0
TCSCN1A155*AAR	A	1.5	0.5	6	8.0
TCSCN1A475*BAR	B	4.7	0.5	6	3.5
TCSCN1A685*CAR	C	6.8	0.7	6	3.0
TCSCN1A106*CAR	C	10	1.0	6	1.8
TCSCN1A156*CAR	C	15	1.5	6	1.8
TCSCN1A226*DAR	D	22	2.2	6	1.2
TCSCN1A336*DAR	D	33	3.3	6	0.8
16 Volt Rating @+85°C (10Volt Rating @+125°C)					
TCSCN1C684*AAR	A	0.68	0.5	4	12.0
TCSCN1C105*AAR	A	1.0	0.5	4	10.0
TCSCN1C335*BAR	B	3.3	0.5	6	3.5
TCSCN1C475*CAR	C	4.7	0.7	6	3.0
TCSCN1C685*CAR	C	6.8	1.0	6	1.9
TCSCN1C106*CAR	C	10	1.6	6	1.8
TCSCN1C156*DAR	D	15	2.4	6	1.2
TCSCN1C226*DAR	D	22	3.5	6	0.8

Part Number	Case Size	Capacitance μF	DC Leakage μA @+25°C Max	DF % @+25°C 120Hz Max	ESR Ω @+25°C Max
20 Volt Rating @+85°C (13 Volt Rating @+125°C)					
TCSCN1D474*AAR	A	0.47	0.5	4	15.0
TCSCN1D684*AAR	A	0.68	0.5	4	12.0
TCSCN1D225*BAR	B	2.2	0.5	6	3.5
TCSCN1D335*CAR	C	3.3	0.7	6	3.5
TCSCN1D475*CAR	C	4.7	1.0	6	2.4
TCSCN1D685*CAR	C	6.8	1.4	6	1.9
TCSCN1D106*DAR	D	10	2.0	6	1.3
TCSCN1D156*DAR	D	15	3.0	6	1.0
25 Volt Rating @ +85°C (16 Volt Rating @ +125°C)					
TCSCN1E334*AAR	A	0.33	0.5	4	15.0
TCSCN1E474*AAR	A	0.47	0.5	4	14.0
TCSCN1E155*BAR	B	1.5	0.5	6	5.0
TCSCN1E335*CAR	C	3.3	0.8	6	2.5
TCSCN1E475*CAR	C	4.7	1.2	6	2.4
TCSCN1E685*DAR	D	6.8	1.7	6	1.4
TCSCN1E106*DAR	D	10	2.5	6	1.0
35 Volt Rating @ +85°C (22 Volt Rating @ +125°C)					
TCSCN1V154*AAR	A	0.15	0.5	4	19.0
TCSCN1V224*AAR	A	0.22	0.5	4	18.0
TCSCN1V334*AAR	A	0.33	0.5	4	15.0
TCSCN1V474*BAR	B	0.47	0.5	4	8.0
TCSCN1V105*BAR	B	1.0	0.5	4	5.0
TCSCN1V225*CAR	C	2.2	0.7	6	3.5
TCSCN1V335*CAR	C	3.3	1.2	6	2.5
TCSCN1V475*DAR	D	4.7	1.6	6	1.5
TCSCN1V685*DAR	D	6.8	2.3	6	1.3

All technical data relates to an ambient temperature of +25°C.
 Capacitance and DF are measured at 120Hz, 0.5v RMS with a maximum DC bias of 2.0 volts.
 DCL is measured at rated voltage after 5 minutes.

*Insert K for ±10% tolerance and M for ±20%.