


Model **H3BA** - 8 SOLID-STATE
- 8H TIMER

INSTRUCTION MANUAL

Model H3BA SOLID-STATE TIMER

This manual primarily describes precautions required in installing and wiring the timer. When using the timer, please refer to the pertinent catalog for detailed information.

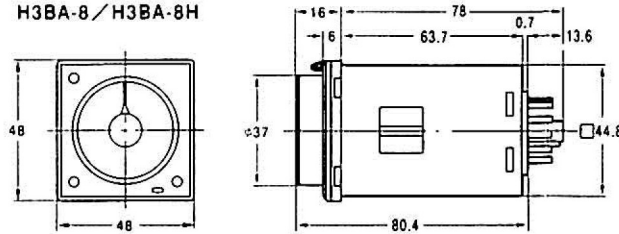


AVAILABLE TYPES

Operation/resetting system	Time-limit operation/self- resetting	Time-limit operation/self- resetting
Operation mode	ON-delay operation	ON-delay operation
Terminal form	8pin round socket	8pin round socket
Time-limit contact	DDDT	SPDT
Instantaneous contact	-	SPDT
Equipped with	Surface mounting	H3BA-8
	Flush mounting	H3BA-8H
RUN/UP indicator	Flush mounting	H3BA-8 (with Y92F-30 adapter)
		H3BA-8H (with Y92F-30 adapter)

DIMENSIONS

H3BA-8 / H3BA-8H

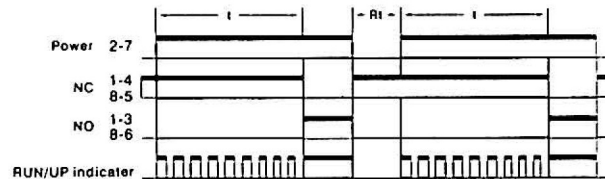
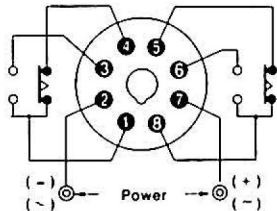


CONNECTING SOCKETS

P2CF-08(Track mounted)
P3G-08(Back connecting)
PL-08(Back connecting)

CONNECTIONS & TIMING CHARTS

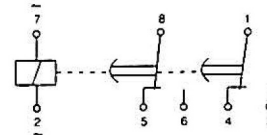
H3BA-8



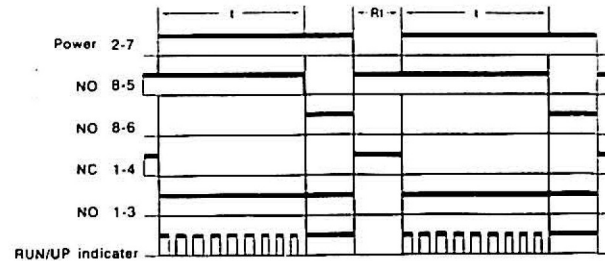
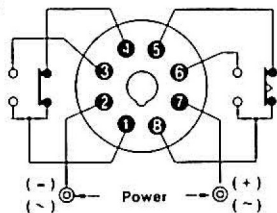
Note: Rt (Reset time) shall be 0.1 second or more.

DIN MARKING

H3BA-8

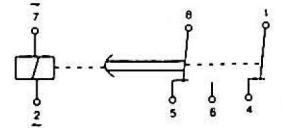


H3BA-8H



Note: Rt (Reset time) shall be 0.1 second or more.

H3BA-8H



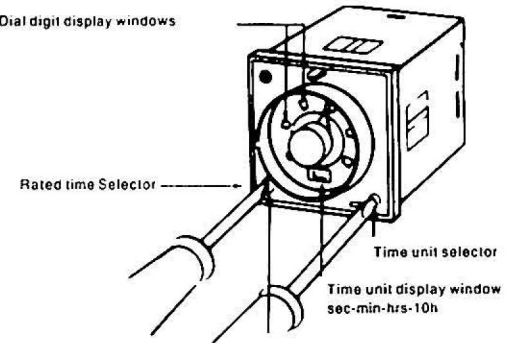
HINTS ON CORRECT USE

HOW TO CHANGE TIME UNIT AND RATED TIME

The desired time unit (sec,min,hrs,or 10h) can be displayed in the window below the time setting knobs by turning the time unit selector (i.e., rotary switch) located at the lower right corner of the front panel. Dial digits appear in the six windows around the time setting knobs according to the rated time selected by turning the rated time selector (i.e., rotary switch) located at the lower left corner of the front panel. The following digits will appear in the respective dial digit display windows.

Rated time	Dial digit display windows
0.5	0-0.1-0.2-0.3-0.4-0.5
1	0-0.2-0.4-0.6-0.8-1.0
5	0-1-2-3-4-5
10	0-2-4-6-8-10

Dial digit display windows



Rated time Selector

Time unit selector

Time unit display window
sec-min-hrs-10h

Precautions

The power supply circuit of H3BA adopts capacitor drop method. It shall be used with sinusoidal commercial frequency. Internal circuit may be deteriorated by the use of power supply with higher frequency factor such as inverter power supply.