

IP 68



05

- SP Series IP68
- Threaded coupling



★ Each side can be male or female contact

**Material and spec**

| Coupling                   | Threaded   |   |
|----------------------------|--|---|
| Shell material             | PC, Nylon66, fire resistance: V-0  |   |
| Insert material            | PPS, max temperature 260 °C; Insert material: PA66(New Screw)  |   |
| Contact material           | Brass with gold plating  |   |
| Termination                | Solder: SP11, SP13, SP17, SP21, SP25, SP29,<br>Crimp: SP17, SP21, SP25, SP29<br>Screw: SP17, SP21, SP25, SP29 (Ø2.0, Ø2.5, Ø3, Ø3.5mm contact) |   |
| Cable outer diameter range | SP11: I: 3-4mm, II: 4-6.5mm<br>SP17: 6-10mm<br>SP25: I: 10-14mm, II: 7-12mm  | SP13: I: 4-6.5mm, II: 5-8mm<br>SP21: I: 4.5-7mm, II: 7-12mm, III: 5-9mm<br>SP29: I: 9-13mm, II: 13-16mm |
| IP rating                  | IP68   |   |
| Mating cycle               | 500  |   |
| Temperature range          | -40°C ~ +85°C  |   |
| Insulation resistance      | 2000 MΩ  |   |

**SP11 Series**

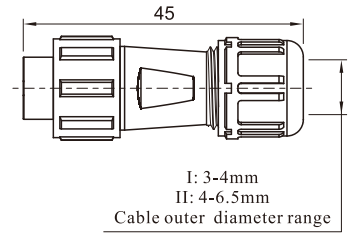
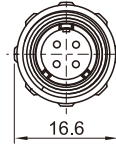


Cable connector  
Mate with SP1111,  
SP1111C, SP1112

SP1110/P — SP1110/S

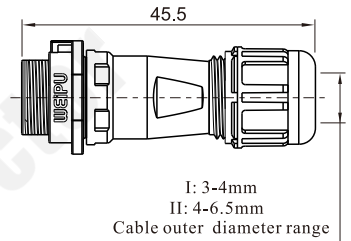
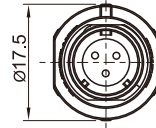
Male contact

Cable outer diameter range  
I: 3-4mm II: 4-6.5mm  
Number of contact  
Female contact



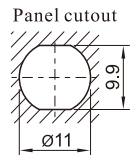
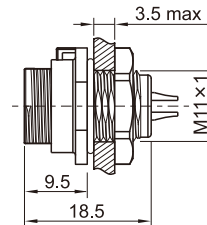
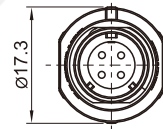
In-line cable connector C  
Mate with SP1110

SP1111C/P — SP1111C/S



Rear-nut mount  
Mate with SP1110

SP1112/P — SP1112/S



**Solder contact spec**

| Number of contact        | 2        | 3        | 4       | 5       |
|--------------------------|----------|----------|---------|---------|
| Male contact face view   |          |          |         |         |
| Rated current (A)        | 5        | 5        | 3       | 3       |
| Contact diameter(mm)     | Ø1×2     | Ø1×3     | Ø0.7×4  | Ø0.7×5  |
| Rated voltage (AC.V)     | 180      | 180      | 125     | 125     |
| Test voltage(AC.V) 1 min | 1000     | 1000     | 1000    | 1000    |
| Contact resistance(mΩ)   | 5        | 5        | 10      | 10      |
| Wire size(mm²/AWG)       | ≤0.75/18 | ≤0.75/18 | ≤0.5/20 | ≤0.5/20 |

SP11 Series



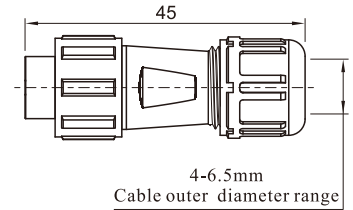
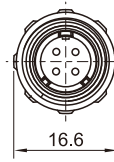
Cable connector  
Mate with SP1111, SP1112

SP1110/P

SP1110/S

Male contact

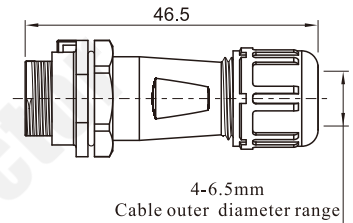
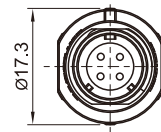
(CU):   
Colour: All black  
Number of contact  
Female contact



In-line cable connector  
Mate with SP1110

SP1111/P

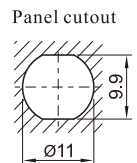
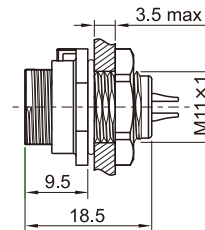
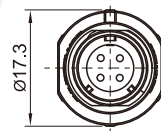
SP1111/S



Rear-nut mount  
Mate with SP1110

SP1112/P

SP1112/S



Solder contact spec

| Number of contact        | 4      | 5      |
|--------------------------|--------|--------|
| Male contact face view   |        |        |
| Rated current (A)        | 3      | 3      |
| Contact diameter(mm)     | ∅0.7×4 | ∅0.7×5 |
| Rated voltage (AC.V)     | 125    | 125    |
| Test voltage(AC.V) 1 min | 1000   | 1000   |
| Contact resistance(mΩ)   | 10     | 10     |
| Wire size (AWG)          | 20     | 20     |

SP13 Series



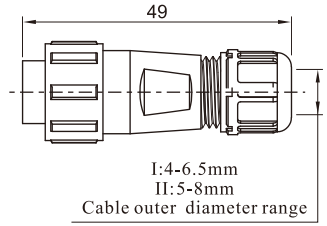
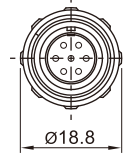
Cable connector  
Mate with SP1311,  
SP1311C, SP1312

SP1310 / P

SP1310 / S

Male contact

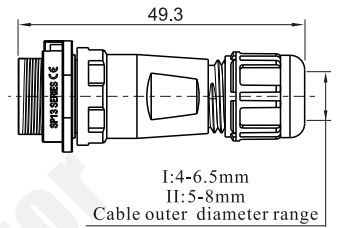
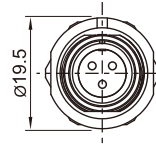
Cable outer diameter range  
I: 4-6.5mm, II: 5-8mm  
Number of contact  
Female contact



In-line cable connector C  
Mate with SP1310

SP1311C / P

SP1311C / S

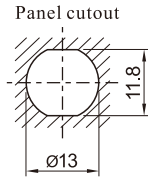
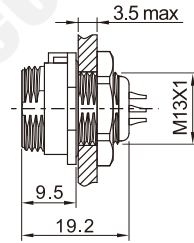
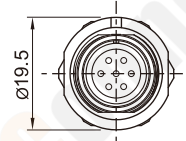


Rear-nut mount  
Mate with SP1310

SP1312 / P

SP1312 / S

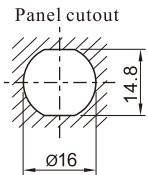
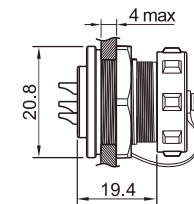
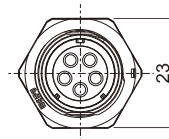
芯数 Number of contact



Front-nut mount  
Mate with SP1310

SP1315 / P

SP1315 / S



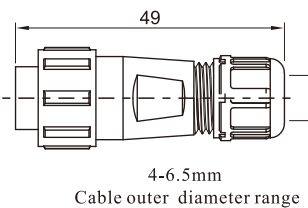
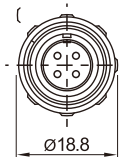
Solder contact spec

| Number of contact                 | 2       | 3       | 4          | 5          | 6          | 7          | 9         |
|-----------------------------------|---------|---------|------------|------------|------------|------------|-----------|
| Male contact face view            |         |         |            |            |            |            |           |
| Rated current (A)                 | 13      | 13      | 5          | 5          | 5          | 5          | 3         |
| Contact diameter (mm)             | Ø1.6X2  | Ø1.6X3  | Ø1X4       | Ø1X5       | Ø1X6       | Ø1X7       | Ø0.7X9    |
| Rated voltage (AC.V)              | 250     | 250     | 200        | 180        | 125        | 125        | 125       |
| Test voltage(AC.V) 1 min          | 1500    | 1500    | 1500       | 1000       | 1000       | 1000       | 1000      |
| Contact resistance (mΩ)           | 2.5     | 2.5     | 5          | 5          | 5          | 5          | 10        |
| Wire size (mm <sup>2</sup> / AWG) | ≤2 / 14 | ≤2 / 14 | ≤0.75 / 18 | ≤0.75 / 18 | ≤0.75 / 18 | ≤0.75 / 18 | ≤0.5 / 20 |

SP13 Series



Cable connector  
Mate with SP1311, SP1312

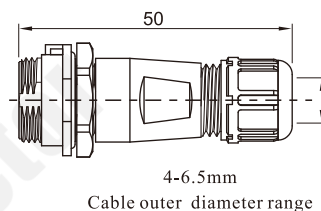
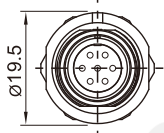


SP1310 / P — — Male contact  
SP1310 / S — — Female contact

(CU):   
Number of contact  
Female contact



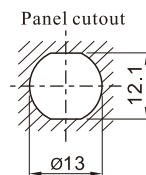
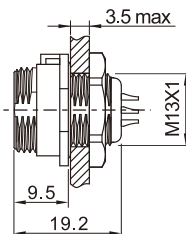
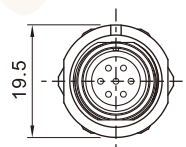
In-line cable connector  
Mate with SP1310



SP1311 / P — — Male contact  
SP1311 / S — — Female contact



Rear-nut mount  
Mate with SP1310



SP1312 / P — — Male contact  
SP1312 / S — — Female contact

(CU):   
Number of contact

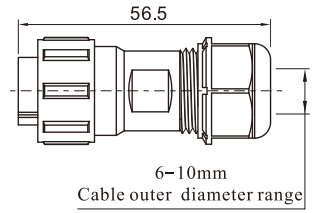
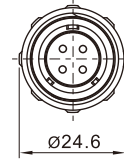
Solder contact spec

| Number of contact        | 4    | 5    | 6    | 7    | 9      |
|--------------------------|------|------|------|------|--------|
| Male contact face view   |      |      |      |      |        |
| Rated current (A)        | 5    | 5    | 5    | 5    | 3      |
| Contact diameter (mm)    | Ø1X4 | Ø1X5 | Ø1X6 | Ø1X7 | Ø0.7X9 |
| Rated voltage (AC.V)     | 300  | 300  | 300  | 300  | 125    |
| Test voltage(AC.V) 1 min | 1500 | 1000 | 1000 | 1000 | 1000   |
| Contact resistance (mΩ)  | 5    | 5    | 5    | 5    | 10     |
| Wire size(AWG)           | 20   | 20   | 20   | 20   | 20     |

**SP17 Series**



Cable connector  
Mate with SP1711, SP1711C,  
SP1712



**SP1710 / P**\_\_ \_\_    **SP1710 / S**\_\_ \_\_

Male contact

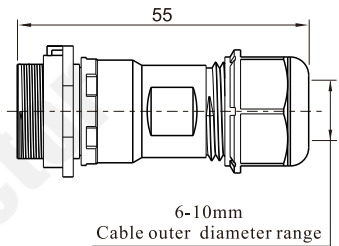
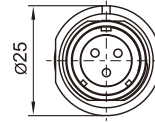
1: solder, 3: crimp

Number of contact

Female contact



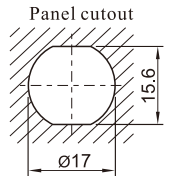
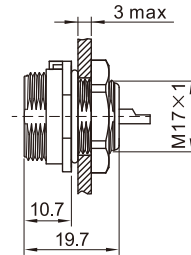
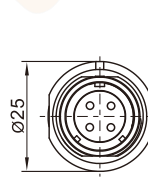
In-line cable connector C  
Mate with SP1710



**SP1711C / P**\_\_ \_\_    **SP1711C / S**\_\_ \_\_



Rear-nut mount  
Mate with SP1710



**SP1712 / P**\_\_ \_\_    **SP1712 / S**\_\_ \_\_

**Solder contact spec**

★ Crimp contact spec see P20

| Number of contact                | 2      | 3      | 4        | 2B    | 3B    | 4B    | 5        | 7        | 9        | 10       |
|----------------------------------|--------|--------|----------|-------|-------|-------|----------|----------|----------|----------|
| Male contact face view           |        |        |          |       |       |       |          |          |          |          |
| Rated current (A)                | 10     | 10     | 5        | 15    | 15    | 15    | 5        | 5        | 5        | 5        |
| Contact diameter(mm)             | Ø1.5X2 | Ø1.5X3 | Ø1X4     | Ø2X2  | Ø2X3  | Ø2X4  | Ø1X5     | Ø1X7     | Ø1X9     | Ø1X10    |
| Rated voltage (AC.V)             | 500    | 500    | 500      | 500   | 500   | 500   | 500      | 400      | 400      | 400      |
| Test voltage(AC.V) 1 min         | 1500   | 1500   | 1500     | 1500  | 1500  | 1500  | 1500     | 1200     | 1200     | 1200     |
| Contact resistance (mΩ)          | 2.5    | 2.5    | 5        | 2.5   | 2.5   | 2.5   | 5        | 5        | 5        | 5        |
| Wire size (mm <sup>2</sup> /AWG) | ≤2/14  | ≤2/14  | ≤0.75/18 | ≤2/14 | ≤2/14 | ≤2/14 | ≤0.75/18 | ≤0.75/18 | ≤0.75/18 | ≤0.75/18 |



**SP  
17**

**SP17 Series**

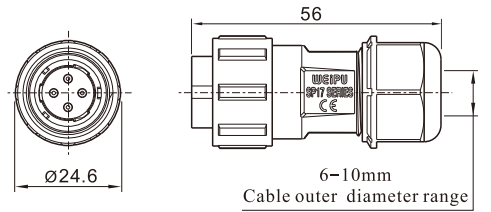


Plug with horizontal mount screw  
Mate with SP1711, SP1712

SP1710 / P\_\_-9      SP1710 / S\_\_-9

Male contact

Number of contact  
Female contact

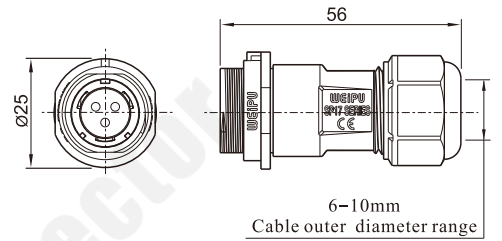


05



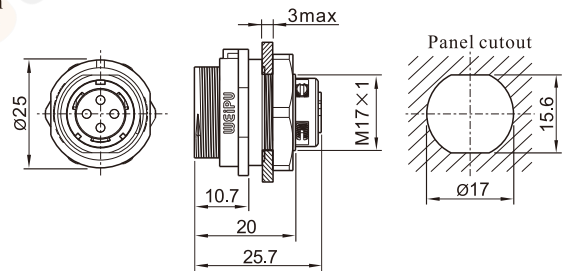
Connector with horizontal mount screw  
Mate with SP1710

SP1711 / P\_\_-9      SP1711 / S\_\_-9



Rear-nut mount receptacle with horizontal mount screw  
Mate with SP1710

SP1712 / P\_\_-9      SP1712 / S\_\_-9



**Screw contact spec**

| Number of contact                | 2B                           | 3B                           | 4B                           |
|----------------------------------|------------------------------|------------------------------|------------------------------|
| Male contact face view           |                              |                              |                              |
| Rated current (A)                | 15                           | 15                           | 15                           |
| Contact diameter(mm)             | Ø2X2                         | Ø2X3                         | Ø2X4                         |
| Rated voltage (AC.V)             | 500                          | 500                          | 500                          |
| Test voltage(AC.V) 1 min         | 1500                         | 1500                         | 1500                         |
| Contact resistance (mΩ)          | 2.5                          | 2.5                          | 2.5                          |
| Wire size (mm <sup>2</sup> /AWG) | Min: 0.75/18 ≤<br>Max: ≤2/14 | Min: 0.75/18 ≤<br>Max: ≤2/14 | Min: 0.75/18 ≤<br>Max: ≤2/14 |

# SP21 Series

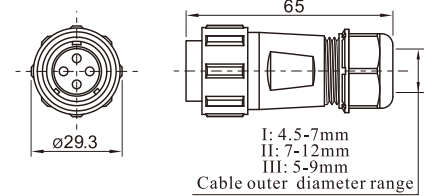
**SP  
21**



SP2110 / P \_\_\_\_\_ Male contact  
 SP2110 / S \_\_\_\_\_ Female contact

Cable connector  
 Mate with SP2111, SP2111C,  
 SP2112, SP2113

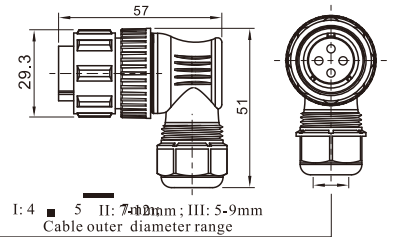
1: solder, 2: screw, 3: crimp  
 Cable outer diameter range  
 I: 4.5-7mm, II: 7-12mm, III: 5-9mm  
 Number of contact



SP2116 / P \_\_\_\_\_ Male contact  
 SP2116 / S \_\_\_\_\_ Female contact

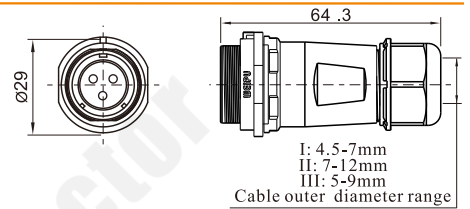
Angled cable connector  
 Mate with SP2111, SP2111C, SP2112, SP2113

1: solder, 2: screw, 3: crimp  
 Cable outer diameter range  
 I: 4.5-7mm, II: 7-12mm, III: 5-9mm



SP2111C / P \_\_\_\_\_ Male contact  
 SP2111C / S \_\_\_\_\_ Female contact

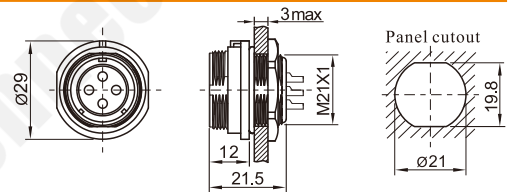
In-line cable connector C  
 Mate with SP2110, SP2116



SP2112 / P \_\_\_\_\_ Male contact  
 SP2112 / S \_\_\_\_\_ Female contact

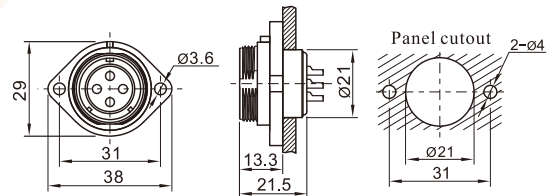
Rear-nut mount  
 Mate with SP2110, SP2116

1: solder, 2: screw, 3: crimp



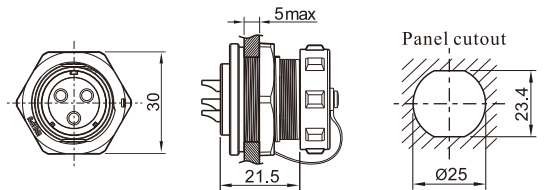
SP2113 / P \_\_\_\_\_ Male contact  
 SP2113 / S \_\_\_\_\_ Female contact

2-hole flange  
 Mate with SP2110, SP2116



SP2115 / P \_\_\_\_\_ Male contact  
 SP2115 / S \_\_\_\_\_ Female contact

Front-nut mount  
 Mate with SP2110, SP2116



## Solder contact spec

★ Crimp contact spec see P20

★ Screw contact spec see P21

| Number of contact                                      | 2              | 3              | 4              | 5              | 5B                | 5C     | 6                 | 6B                | 7      | 8      | 9        | 12       | 15       |
|--|----------------|----------------|----------------|----------------|-------------------|--------|-------------------|-------------------|--------|--------|----------|----------|----------|
| Male contact face view                                 |                |                |                |                |                   |        |                   |                   |        |        |          |          |          |
| Rated current (A)                                      | 30             | 30             | 30             | 30             | 30<br>5           | 15     | 25<br>5           | 30<br>5           | 15     | 10     | 5        | 5        | 5        |
| Contact diameter (mm)                                  | ø3X2           | ø3X3           | ø3X4           | ø3X5           | ø3X2<br>ø1X3      | ø2X5   | ø2.5X4<br>ø1X2    | ø3X2<br>ø1X4      | ø2X7   | ø1.5X8 | ø1X9     | ø1X12    | ø1X15    |
| Rated voltage (AC.V)                                   | 500            | 500            | 500            | 500            | 500               | 500    | 500               | 500               | 500    | 500    | 400      | 400      | 400      |
| Test voltage(AC.V) 1 min                               | 1500           | 1500           | 1500           | 1500           | 1500              | 1500   | 1500              | 1500              | 1500   | 1500   | 1200     | 1200     | 1200     |
| Contact resistance (mΩ)                                | 1              | 1              | 1              | 1              | 1<br>5            | 2.5    | 1<br>5            | 1<br>5            | 2.5    | 2.5    | 5        | 5        | 5        |
| Termination  | solder / screw | solder / screw | solder / screw | solder / screw | solder            | solder | solder            | solder            | solder | solder | solder   | solder   | solder   |
| Wire size for solder (mm <sup>2</sup> / AWG)           | ≤4/12          | ≤4/12          | ≤4/12          | ≤4/12          | ≤4/12<br>≤0.75/18 | ≤2/14  | ≤4/12<br>≤0.75/18 | ≤4/12<br>≤0.75/18 | ≤2/14  | ≤2/14  | ≤0.75/18 | ≤0.75/18 | ≤0.75/18 |
| Wire size for screw termination (mm <sup>2</sup> /AWG) | ≤1.5/15        | ≤1.5/15        | ≤1.5/15        | ≤1.5/15        | /                 | /      | /                 | /                 | /      | /      | /        | /        | /        |



# SP21 Series



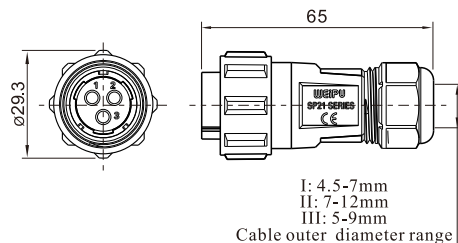
**SP  
21**



Plug with horizontal mount screw  
Mate with SP2111, SP2112

SP2110 / P\_\_-9    SP2110 / S\_\_-9

Male contact  
Female contact  
Cable outer diameter range  
I: 4.5-7mm, II: 7-12mm III: 5-9mm  
Number of contact

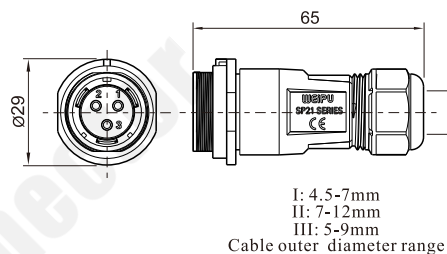


05



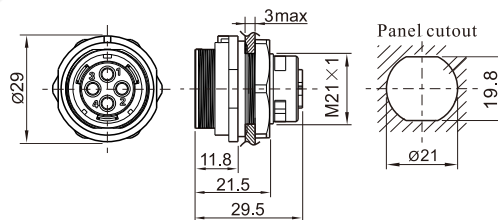
Connector with horizontal mount screw  
Mate with SP2110

SP2111 / P\_\_-9    SP2111 / S\_\_-9



Rear-nut mount receptacle with horizontal mount screw  
Mate with SP2110

SP2112 / P\_\_-9    SP2112 / S\_\_-9    Number of contact



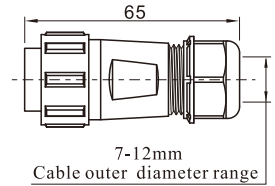
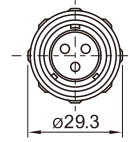
## Screw contact spec

| Number of contact                         | 2                           | 3                           | 4                           | 5                           |
|---|-----------------------------|-----------------------------|-----------------------------|-----------------------------|
| Male contact face view                    |                             |                             |                             |                             |
| Rated current (A)                         | 30                          | 30                          | 30                          | 30                          |
| Contact diameter (mm)                     | ø3X2                        | ø3X3                        | ø3X4                        | ø3X5                        |
| Rated voltage (AC.V)                      | 500                         | 500                         | 500                         | 500                         |
| Test voltage(AC.V) 1 min                  | 1500                        | 1500                        | 1500                        | 1500                        |
| Contact resistance (mΩ)                   | 1                           | 1                           | 1                           | 1                           |
| Wire size for screw termination (mm²/AWG) | 0.75/18 ≤ Min<br>Max ≤ 4/12 | 0.75/18 ≤ Min<br>Max ≤ 4/12 | 0.75/18 ≤ Min<br>Max ≤ 4/12 | 0.75/18 ≤ Min<br>Max ≤ 4/12 |

**SP21 Series**



Cable connector  
Mate with SP2111, SP2112, SP2113



SP2110 / P\_\_

SP2110 / S\_\_

Male contact

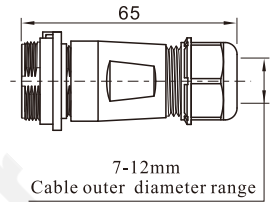
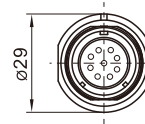
Female contact

(U): , (CU):   
Colour: All black

Number of contact



In-line cable connector  
Mate with SP2110

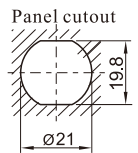
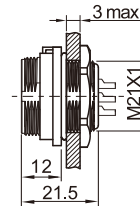
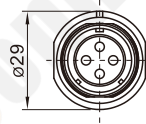


SP2111 / P\_\_

SP2111 / S\_\_



Rear-nut mount  
Mate with SP2110



SP2112 / P\_\_

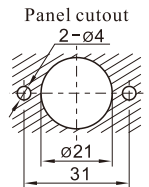
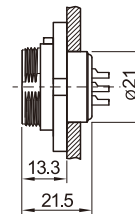
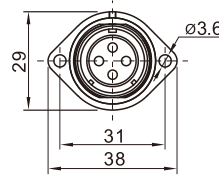
SP2112 / S\_\_

(U): , (CU):

Number of contact



2-hole flange  
Mate with SP2110



SP2113 / P\_\_

SP2113 / S\_\_

**Solder contact spec**

| Number of contact          | 2      | 3      | 4      | 5      |
|----------------------------|--------|--------|--------|--------|
| Male contact face view     |        |        |        |        |
| Rated current (A)          | 30  20 | 30  20 | 30  20 | 30  20 |
| Contact diameter (mm)      | Ø3X2   | Ø3X3   | Ø3X4   | Ø3X5   |
| Rated voltage (AC.V)       | 500    | 500    | 500    | 500    |
| Test voltage(AC.V) 1 min   | 1500   | 1500   | 1500   | 1500   |
| Contact resistance (mΩ)    | 1      | 1      | 1      | 1      |
| Termination                | solder | solder | solder | solder |
| Wire size for solder (AWG) | 12     | 12     | 12     | 12     |

# SP25 Series



**SP  
25**

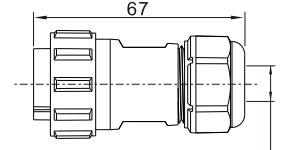
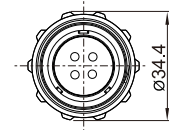


Cable connector  
Mate with SP2511, SP2511C,  
SP2512, SP2513

SP2510 / P \_\_\_ SP2510 / S \_\_\_

Male contact

- 1:solder, 2:screw, 3:crimp
- Cable outer diameter range  
I: 10-14mm ; II: 7-12mm
- Number of contact
- Female contact

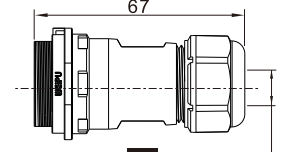
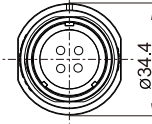


I: 10 14mm  
II: 7-12mm  
Cable outer diameter range



SP2511C / P \_\_\_ SP2511C / S \_\_\_

In-line cable connector C  
Mate with SP2510



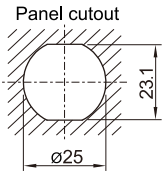
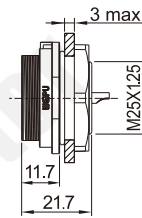
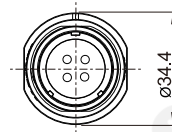
I: 10 14mm  
II: 7-12mm  
Cable outer diameter range



SP2512 / P \_\_\_ SP2512 / S \_\_\_

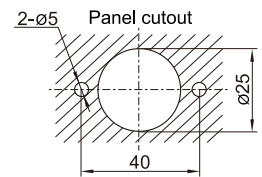
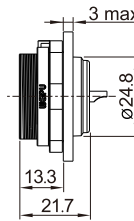
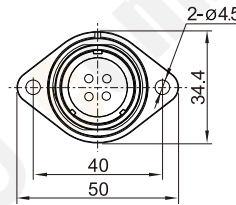
Rear-nut mount  
Mate with SP2510

- 1:solder, 2:screw, 3:crimp
- Number of contact



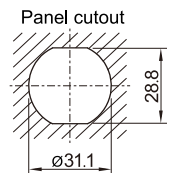
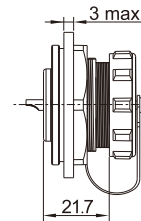
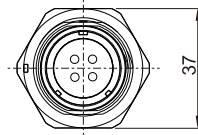
SP2513 / P \_\_\_ SP2513 / S \_\_\_

2-hole flange  
Mate with SP2510



SP2515 / P \_\_\_ SP2515 / S \_\_\_

Front-nut mount  
Mate with SP2510



## Solder contact spec

★Crimp contact spec see P20

★Screw contact spec see P21

| Number of contact                | 2      | 3      | 4      | 9                 | 10      | 12      | 12B               | 19       |
|----------------------------------|--------|--------|--------|-------------------|---------|---------|-------------------|----------|
| Male contact face view           |        |        |        |                   |         |         |                   |          |
| Rated current (A)                | 25     | 25     | 25     | 5<br>25           | 10      | 10      | 5<br>30           | 5        |
| Contact diameter(mm)             | ø2.5X2 | ø2.5X3 | ø2.5X4 | ø1X5<br>ø2.5X4    | ø1.5X10 | ø1.5X12 | ø1X9<br>ø3X3      | ø1X19    |
| Rated voltage (AC.V)             | 500    | 500    | 500    | 500               | 500     | 500     | 500               | 400      |
| Test voltage(AC.V) 1 min         | 1500   | 1500   | 1500   | 1500              | 1500    | 1500    | 1500              | 1200     |
| Contact resistance(mΩ)           | 1      | 1      | 1      | 5<br>1            | 2.5     | 2.5     | 5<br>1            | 5        |
| Insulation resistance (MΩ)       | 2000   | 2000   | 2000   | 2000              | 2000    | 2000    | 2000              | 2000     |
| Wire size (mm <sup>2</sup> /AWG) | ≤4/11  | ≤4/11  | ≤4/11  | ≤0.75/18<br>≤4/11 | ≤2/14   | ≤2/14   | ≤0.75/18<br>≤4/11 | ≤0.75/18 |

# SP29 Series

**SP  
29**



Cable connector  
Mate with SP2911, SP2911C,  
SP2912, SP2913

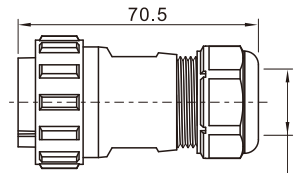
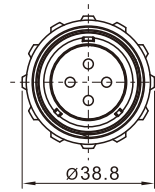
SP2910 / P      SP2910 / S

Male contact

1:solder, 2:screw, 3:crimp

Cable outer diameter range  
I: 9-13mm II: 13-16mm

Number of contact  
Female contact

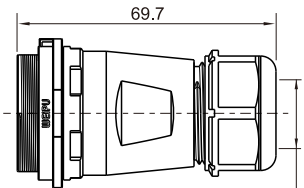
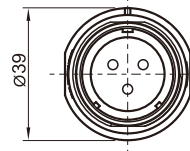


I: 9-13mm  
II: 13-16mm  
Cable outer diameter range



In-line cable connector C  
Mate with SP2910

SP2911C / P      SP2911C / S



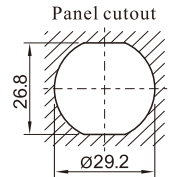
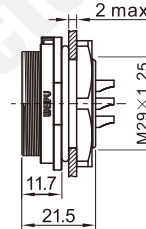
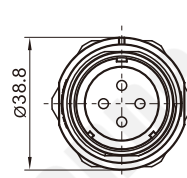
I: 9-13mm  
II: 13-16mm  
Cable outer diameter range



Rear-nut mount  
Mate with SP2910

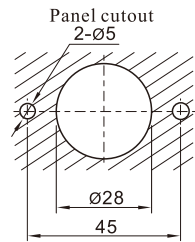
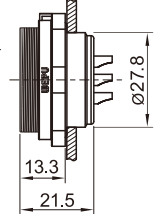
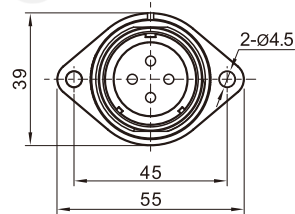
SP2912 / P      SP2912 / S

Number of contact



2-hole flange  
Mate with SP2910

SP2913 / P      SP2913 / S



## Solder contact spec

★ Crimp contact spec see P20

★ Screw contact spec see P21

| Number of contact                | 2              | 3              | 4              | 7              | 8              | 8B                | 9                 | 10             | 10B     | 12      | 16      | 17      | 20     | 24       | 26       | 35       |
|----------------------------------|----------------|----------------|----------------|----------------|----------------|-------------------|-------------------|----------------|---------|---------|---------|---------|--------|----------|----------|----------|
| Male contact face view           |                |                |                |                |                |                   |                   |                |         |         |         |         |        |          |          |          |
| Rated current (A)                | 50             | 50             | 25             | 25             | 25             | 60, 5             | 25, 5             | 25             | 10      | 10      | 10      | 10      | 5      | 5        | 5        | 5        |
| Contact diameter(mm)             | Ø3.5X2         | Ø3.5X3         | Ø2.5X4         | Ø2.5X7         | Ø2.5X8         | Ø5X2<br>Ø1X6      | Ø2.5X4<br>Ø1X5    | Ø2.5X10        | Ø1.5X10 | Ø1.5X12 | Ø1.5X16 | Ø1.5X17 | Ø1X20  | Ø1X24    | Ø1X26    | Ø1X35    |
| Rated voltage (AC.V)             | 500            | 500            | 500            | 500            | 500            | 500<br>400        | 500               | 500            | 500     | 500     | 500     | 500     | 400    | 400      | 400      | 400      |
| Test voltage(AC.V) 1 min         | 1500           | 1500           | 1500           | 1500           | 1500           | 1500              | 1500              | 1500           | 1500    | 1500    | 1500    | 1500    | 1200   | 1200     | 1200     | 1200     |
| Contact resistance(mΩ)           | 0.5            | 0.5            | 1              | 1              | 1              | 0.5, 5            | 1, 5              | 1              | 2.5     | 2.5     | 2.5     | 2.5     | 5      | 5        | 5        | 5        |
| Termination                      | solder / screw | solder / screw | solder / screw | solder / screw | solder / screw | solder            | solder            | solder / screw | solder  | solder  | solder  | solder  | solder | solder   | solder   | solder   |
| Wire size (mm <sup>2</sup> /AWG) | ≤10/7          | ≤10/7          | ≤4/11          | ≤4/11          | ≤4/11          | ≤16/5<br>≤0.75/18 | ≤4/11<br>≤0.75/18 | ≤4/11          | ≤2/14   | ≤2/14   | ≤2/14   | ≤2/14   | ≤2/14  | ≤0.75/18 | ≤0.75/18 | ≤0.75/18 |
| Wire size for screw termination  | ≤6/10          | ≤6/10          | ≤1.5/15        | ≤1.5/15        | ≤1.5/15        | /                 | /                 | ≤1.5/15        | /       | /       | /       | /       | /      | /        | /        | /        |