

**SH2Z-08T (Guide rail installation)**

Applicable to  
ORU2ZL  
ORU2FL



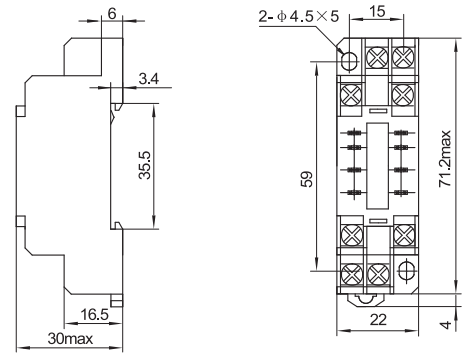
**Specifications**

Model	SH2Z-08T		
Nominal Load	Current	A	8
	Voltage	V	250VAC/VDC
Dielectric Strength	Between Coil and Contact	V/S	4000
	Between contacts of the same polarity	V/S	1000
	Between contacts of the different polarity	V/S	3000
Torque	N.m	1.0	
Wire Size	AWG/mm <sup>2</sup>	20-14/0.5-2.5	
Ambient temperature	°C	-40~70	
Weight	g	30	

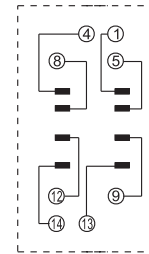
**Accessories**

Model	Plastic retaining and release clip	Metal retaining clip
SH2Z-08T	-	Optional

**Dimensions (mm)**



**Internal connections**



**SH2Z-14T (Guide rail installation)**

Applicable to  
ORU4ZL  
ORU4FL



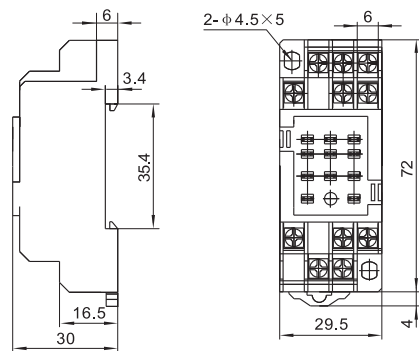
**Specifications**

Model	SH4Z-14T		
Nominal Load	Current	A	5
	Voltage	V	250VAC/VDC
Dielectric Strength	Between Coil and Contact	V/S	4000
	Between contacts of the same polarity	V/S	1000
	Between contacts of the different polarity	V/S	3000
Torque	N.m	1.0	
Wire Size	AWG/mm <sup>2</sup>	20-14/0.5-2.5	
Ambient temperature	°C	-40~70	
Weight	g	44	

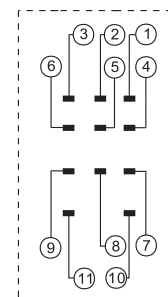
**Accessories**

Model	Plastic retaining and release clip	Metal retaining clip
SH4Z-14T	-	Optional

**Dimensions (mm)**



**Internal connections**



**SH2Z-08TB** (Guide rail installation)

Applicable to  
ORU2ZL



**SH4Z-14TB** (Guide rail installation)

Applicable to  
ORU4ZL



**SH2C-08TB** (Guide rail installation)

Applicable to  
ORU2CL



**SH1S-05TM** (Guide rail installation)

Applicable to  
ORU1SL



With module protection

**SH2S-08TM** (Guide rail installation)

Applicable to  
ORU2SL



With module protection

**SH2Z-08TM** (Guide rail installation)

Applicable to  
ORU2ZL



**SH4Z-14TM** (Guide rail installation)

Applicable to  
ORU4ZL

