




DIN 35mm

## Features :

- 1Ø - 2 Wire Input
- Monitors Under Current & Over Current
- True RMS Measurement
- Power ON Delay, Trip Time Delay and Recovery Time Delay
- Adjustable Switching Hysteresis
- Two Alarm Relay with NC or NO operation selectable
- DIN Rail Mount

Certifications : 

### Display Specifications

Type	Digital
Display	Liquid Crystal Display with backlight
No of LED	1
No of Push Button	3

### LED Indication Chart

Condition	'R1' LED	'R2' LED
Nominal Condition	OFF	OFF
Fault Condition (if Programming Relay1)	ON	OFF
Fault Condition (if Programming Relay2)	OFF	ON
Fault Condition (if Programming for both relay)	ON	ON

### Input Specifications

Functions	
Measurements	Under current and Over current
Time Settings	Power ON delay, Trip time delay, Recovery time delay
Alarm Indications	Trip
Latching	Selectable
Reset	Auto / Manual (Selectable)
Electrical Connection	1Ø - 2 wire
CT Settings	
CT Primary	1A / 5A - 999A (Selectable)
CT Secondary	1A / 5A (Selectable)
Current Rating	
Measuring Range (RMS Value)	0 - 1.19kA
Trip Settings	
Under Current	0 - 999A (0 - 100% of CT Primary Setting)
Over Current	0.5A - 1.19kA (10 - 120% of CT Primary Setting)
Current Asymmetry	5.0 - 99.9%

### Trip Time Settings

Power ON Delay	0.5 - 99.9sec
Trip Time Delay	0 - 99.9sec
Recovery Time Delay	0 - 99.9sec (In Auto Reset Mode)
Response Time	<200ms

### Hysteresis

Current	0.1 - 99.9A
---------	-------------

### Resolution

Current	0.01, 0.1, 1A, 0.01kA (Depends of CT Setting)
---------	--

### Accuracy

Current	±1% of Setting ±2 digits
Time Setting Accuracy	±5% of Setting ± 200ms

### Output Specifications

No. of Relays	2
Type of Output (Relay 1)	1C/O (SPDT)
Type of Output (Relay 2)	1C/O (SPDT)
Relay Rating	NO / 5A, 250V AC NC / 3A, 250V AC

### Auxiliary Supply Specifications

Supply Voltage (Factory Set)	85 to 270V AC / DC
Frequency	50 - 60Hz
VA Rating	4VA max

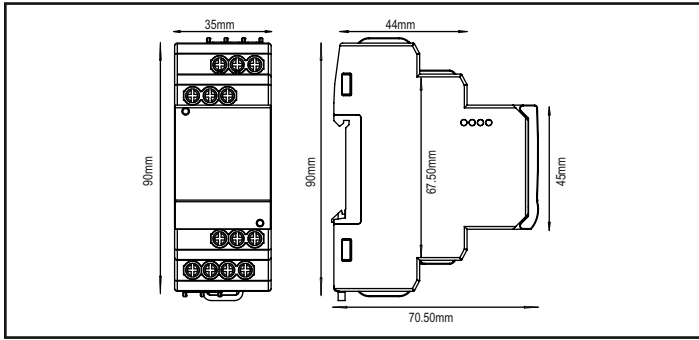
### Environmental Specifications

Temperature	Operating Temperature : 0 to +50°C Storage Temperature : -20 to +70°C
Humidity (non - condensing)	Upto 95% RH
Pollution Degree	
For PCB	2
For Product	3
Degree of Protection Device	IP20

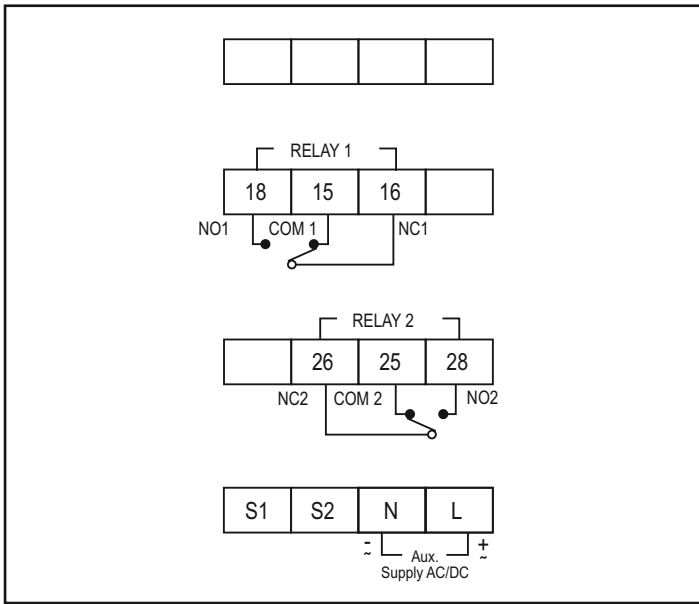
### Mechanical Specifications

Mounting	DIN Rail
Weight	150gms
Screw tightening torque	0.5 NM

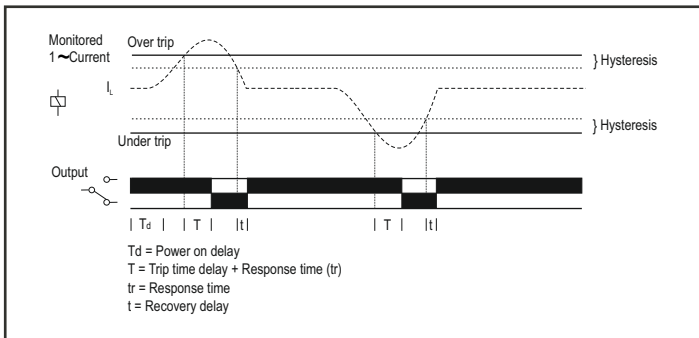
### Dimensions



### Terminal Connection



### Timing Diagram



### Compliance

Applicable EMI / EMC Standards		
Product Standard : IEC 60947-2		
Category	Reference Standards	Testing Level
Electrostatic Discharge	IEC 61000-4-2	Level-3
Electrical Fast Transient / Brust	IEC 61000-4-4	Level-3
Electromagnetic Field	IEC 61000-4-3	Level-3
Surge	IEC 61000-4-5	Level-3
Conducted RF	IEC 61000-4-6	Level-2
Rated Power Frequency	IEC 61000-4-8	Level-4
Voltage Dip / Short Interruptions	IEC 61000-4-11	Level-3
Conducted Emissions	CISPR-11	Class-B
Radiated Emission	CISPR-11	Class-A
Emission & Immunity	IEC 61326-1	
Safety	IEC 61010-1	

### Ordering Information

Product Code	Supply Voltage	Certification
900CPR-1-BL-U-CE	85 to 270V AC / DC	CE