




ATTENTION
OBSERVE PRECAUTIONS
FOR HANDLING
ELECTROSTATIC
DISCHARGE
SENSITIVE
DEVICES

HL-PST-1608U51GC

GREEN



Features

- 0603 pack.
- Low power consumption.
- Wide viewing angle.
- Compatible with infrared and vapor phase reflow solder process.
- Package: 4000pcs/ reel .

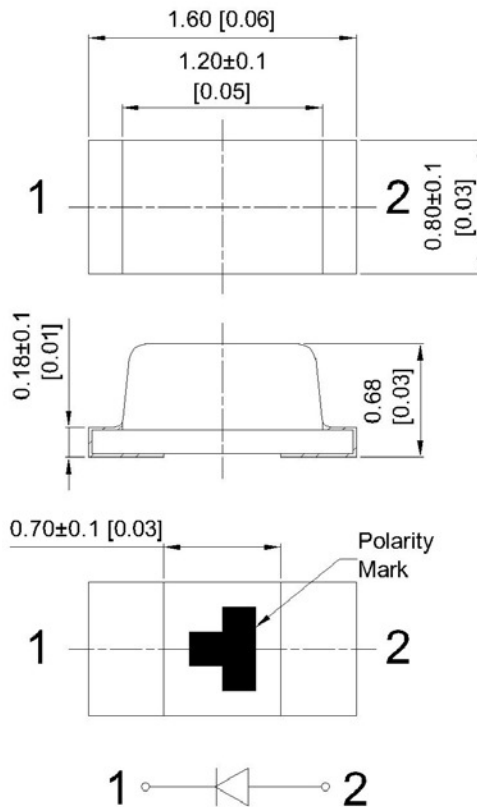
Description

This devices are made with TS GaN.

Applications

- Indicator and backlighting in telephone and fax.
- Flat backlight for LCD.
- Switch and symbol.
- General use.

Package Dimensions



Notes:

1. All dimension units are millimeters.
2. All dimension tolerance is ±0.2mm unless otherwise noted.

Selection Guide

Part No.	Dice	Lens Type	Iv (mcd) @ 20mA		Viewing Angle
			Min.	Typ.	θ1/2
HL-PST-1608U51GC	GREEN (GaN)	WATER CLEAR	355	600	120°

Note:

1. θ1/2 is the angle from optical centerline where the luminous intensity is 1/2 the optical centerline value.
2. Tolerance of luminous Intensity±10%.

Electrical / Optical Characteristics at TA=25°C

Symbol	Parameter	Device	Min.	Typ.	Units	Test Conditions
λD	Dominate Wavelength	Green	510	515	nm	IF=20mA
C	Capacitance	Green		45	pF	VF=0V;f=1MHz
VF	Forward Voltage	Green	3.0	3.2	V	IF=20mA
IR	Reverse Current	Green	—	5	uA	VR= 5V

Absolute Maximum Ratings at TA=25°C

Parameter	Green	Units
Power dissipation	90	mW
DC Forward Current	25	mA
Peak Forward Current [1]	150	mA
Reverse Voltage	5	V
Operating Temperature	-40°C To +85°C	
Storage Temperature	-40°C To +100°C	

Note:

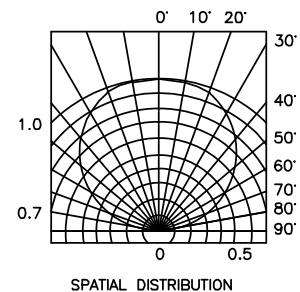
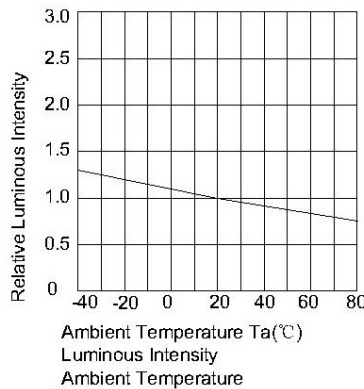
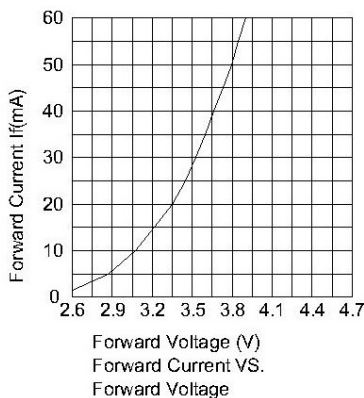
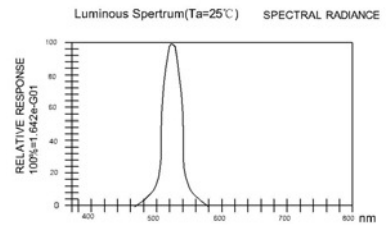
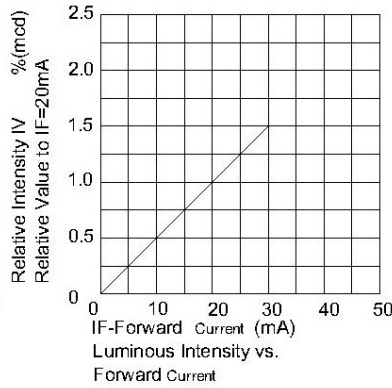
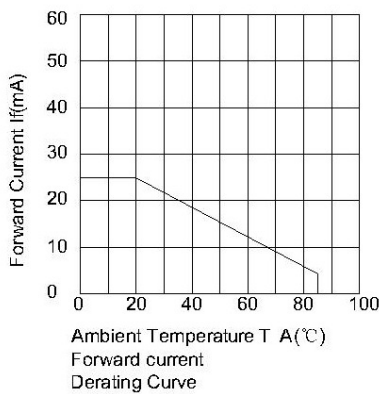
1. 1/10 Duty Cycle, 0.1ms Pulse Width.

Green
HL-PST-1608U51GC
Reliability Test Items And Conditions

 The reliability of products shall be satisfied with items listed below.
 Confidence level :90% LTPD :10%

No.	Items	Test Condition	Test Hours/Cycles	Sample Size	Ac/Rc
1	Reflow	Temp:260°C max T=5 sec max.	1times.	22Pcs.	0/1
2	Temperature Cycle	100°C±5°C 30 min. ↑↓5 min -40°C±5°C 30 min.	100 Cycles	22Pcs.	0/1
3	Thermal Shock	100°C±5°C 5 min. ↑↓ -40°C±5°C 5 min.	100 Cycles	22Pcs.	0/1
4	High Temperature Storage	Temp.:100°C±5°C	1000Hrs.	22Pcs.	0/1
5	Low Temperature Storage	Temp.: -40°C±5°C	1000Hrs.	22Pcs.	0/1
6	DC Operating Life	Ta=25°C±5°C IF=20mA	1000Hrs.	22Pcs.	0/1
7	High Temperature/High Humidity	85°C±5°C/ 85%RH IF=5mA	1000Hrs.	22Pcs.	0/1

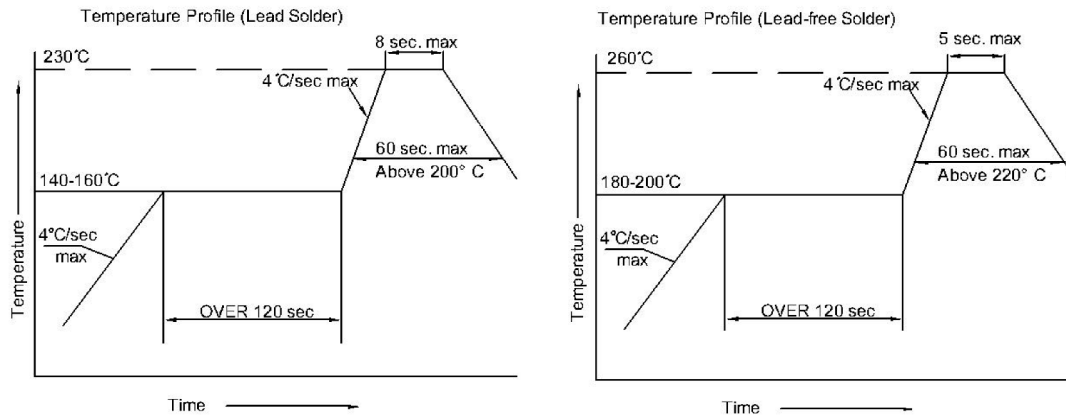
*The technical information shown in the data sheets are limited to the typical characteristics and circuit examples of the referenced products. It does not constitute the warranting of industrial property nor the granting of any license.



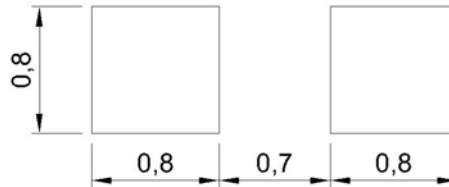
HL-PST-1608U51GC

SMT Reflow Soldering Instructions

Number of reflow process shall be less than 2 times and cooling process to normal temperature is required between first and second soldering process.



Recommended Soldering Pattern (Units : mm)



Tape Specifications (Units : mm)

