

**P/N: WTLxxx**

**Resistance Welded HC-49/S Surface Mount Package**



**FEATURE**

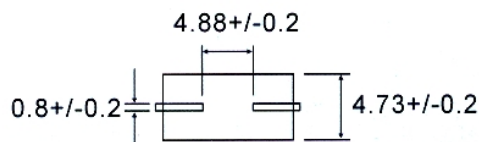
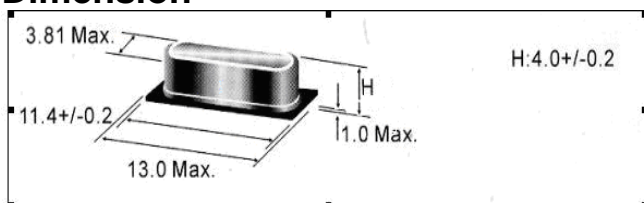
- Height 3.0mm, compact unit for surface mount
- Able to by means of a metal case and completely sealed high solution characteristics
- Copes with high density mounting and is the optimum for mass production



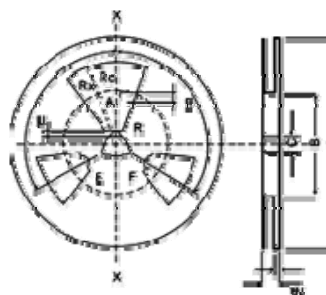
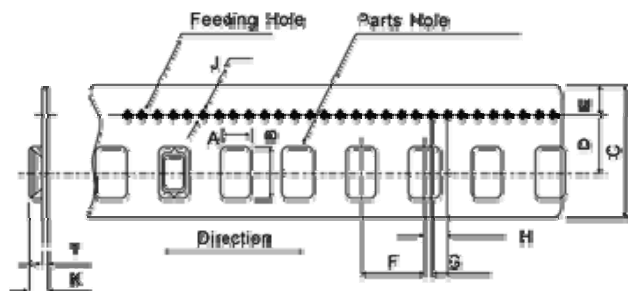
**ELECTRICAL SPECIFICATIONS**

Nominal frequency	4.000MHZ
Oscillation mode	Fundamental
Operating temperature range	-20°C-+70°C
Storage temperature range	-40--+85°C
Frequency tolerance	± 30PPM
Freq. Temp characteristics	± 30PPM
Load capacitance	20pF
Equivalent series resistance(Ω)	150 ohm max
Parallel capacitance(Co)	7PF Max
Drive level	100 μW Typical
Insulation resistance	More than 500M Ω AT DC100V

**Dimension**



**Tape & Reel**



**P/N: WTLxxx**

**Resistance Welded HC-49/S Surface Mount Package**



Description		Code	Dimensions	
Flanges	Diameter	A	$\phi 330\pm 2.0$	
	Thickness	t	$2.4\pm 0.2$	
	WidthbetweenFlanges	W	$+2.0$ $24.4-0$	
Flanges	OutlineDiameter	B	$\phi 100\pm 2.0$	
	CenterCoreslit	Width	F	$2.3\pm 1.0$
		Depth	V	$6.0\pm 1.0$
		Position	Q	$120^\circ\pm 3.0^\circ$
	SpindleDiameter	C	$\phi 13.0\pm 0.5$	
	KeySeats	Width	E	2.5
		Depth	U	$5.0\pm 0.5$
		Position	Q	$120^\circ\pm 3^\circ$
Fenestrate	OutlineRadius	Ro	$R90\pm 1.0$	
	InlineRadius	Ri	$R40\pm 1.0$	
	RoundedComers	Rc	$+2.0$ $R5-0$	
	OpenAngle	R	$40^\circ\pm 2^\circ$	

Code	Dimension	Code	Dimension	Code	Dimension
A	$5.0\pm 0.1$	E	$1.75\pm 0.1$	J	$\phi 1.5(+0.1,-0)$
B	$15.0\pm 0.2$	F	$8.0\pm 0.1 / 12.0\pm 0.1$	K	$5.0\pm 0.1$
C	$24.0\pm 0.3$	G	$2.0\pm 0.1$	T	$5.0\pm 0.1$
D	$11.05\pm 0.1$	H	$4.0\pm 0.1$		