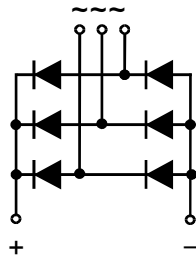


Feature

- International standard package
- Low forward voltage drop
- Isolation voltage 2500V~

Application

- DC power suppliers for apparatus device
- Input rectifying power supply for PWM converters
- Inverter welders



Maximum value

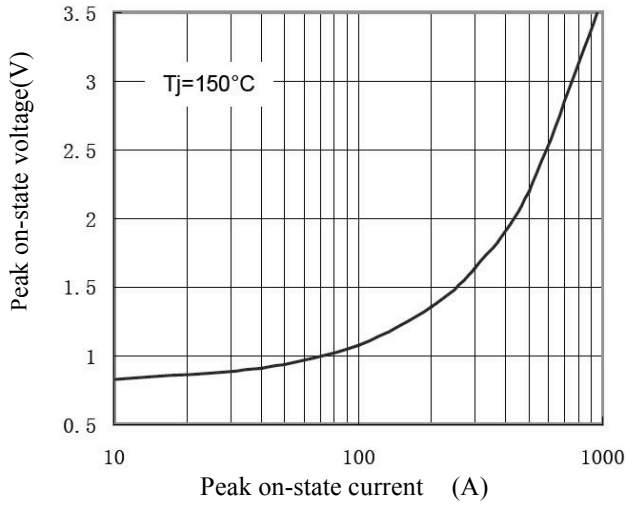
Symbol	Parameter	Rating		Unit
		MDS200 -12	MDS200 -16	
V_{RRM}	Peak reverse repetitive voltage	1200	1600	V
V_{RSM}	Peak reverse non-repetitive voltage	1300	1700	V

Symbol	Parameter	Test condition	Rating	Unit
I_o	Output DC current	Three-phase whole wave rectifying circuit $T_c:100^{\circ}C$	200	A
I_{FSM}	Forward surge current	$t=10ms, 50HZ, sin, T_{jm}$	2100	A
I^2t	I^2t value	$V_R = 0.6V_{RRM}, T_{jm}$	22100	A ² S
V_{ISO}	Isolation voltage	AC one min	2500	V
T_j	Operating junction temperature		-40 to +150	$^{\circ}C$
T_{jm}	Rated junction temperature		150	$^{\circ}C$
T_{stg}	Storage temperature		-40 to +125	$^{\circ}C$
Md	Mounting torque (copper plate) M6		4	N·m
	Mounting torque (terminal) M6		6	N·m
W_t	weight		300	g

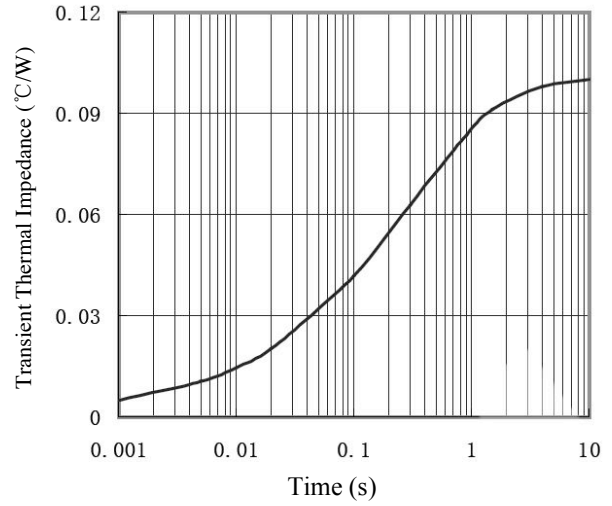
Electrical characteristics

Symbol	Parameter	Test condition	Rating	Unit
I_{RRM}	Peak reverse repetitive current	Single-side heat dissipation, $V_R=V_{RRM}$, sine half wave, $T_j=150^{\circ}C$	15	mA
V_{FM}	Peak forward voltage	$I_{FM}=200A, T_j=25^{\circ}C$	1.35	V
$R_{th(j-c)}$	Thermal impedance (junction-case)	Single-side heat dissipation, sine half wave	0.1	$^{\circ}C/W$

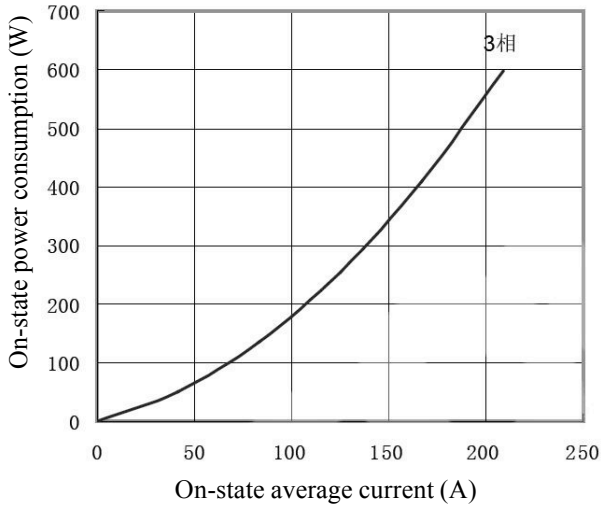
Forward current vs. Forward voltage



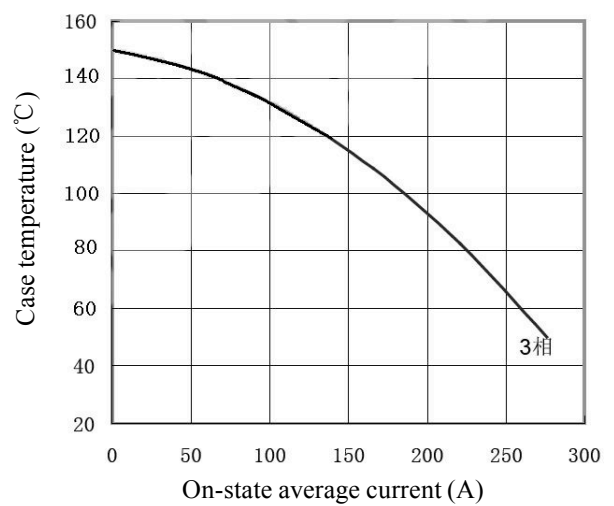
Thermal Impedance (junction to case)



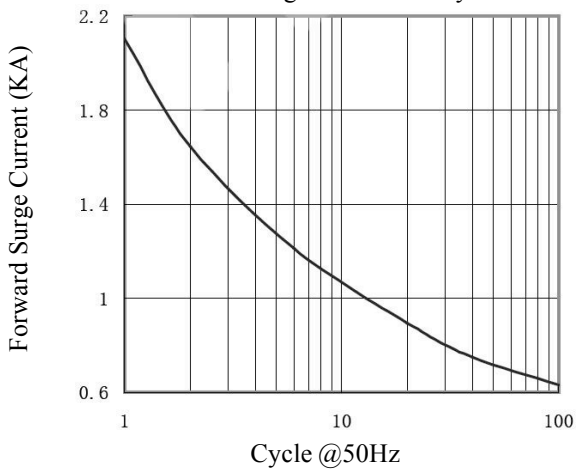
Power Consumption vs. Average Current



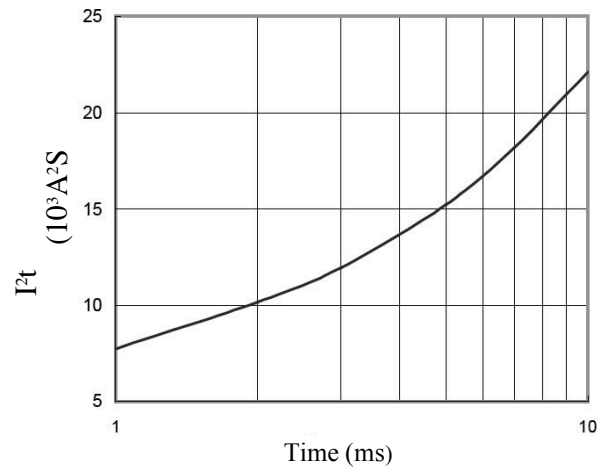
Case Temperature vs. O-state Average Current



Forward Surge Current vs. Cycle



I²t Characteristics



Dimension

