



e

)

# MBR20200CT

## Features

- High Junction Temperature Capability
- Good Trade Off Between Leakage Current And Forward Volage Drop
- Low Leakage Current

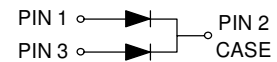
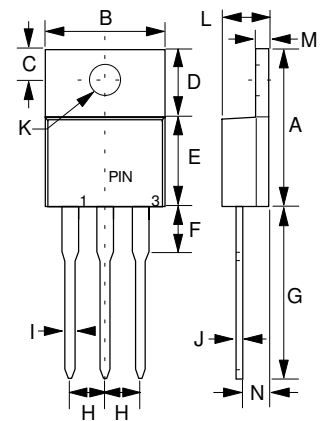
## 20 Amp High Voltage Power Schottky Barrier Rectifier 200Volts

## Maximum Ratings

- Operating Junction Temperature : 150°C
- Storage Temperature: - 50 °C to +150°C

MCC Catalog Number	Maximum Recurrent Peak Reverse Voltage	Maximum RMS Voltage	Maximum DC Blocking Voltage
MBR 20200 CT	200V	140V	200 V

## TO-220AB



## Electrical Characteristics @ 25°C Unless Otherwise Specified

Average Forward Current	$I_{F(AV)}$	20 A	$T_C = 125^\circ\text{C}$
Peak Forward Surge Current	$I_{FSM}$	150A	8.3ms, half sine wave
Maximum Instantaneous Forward Voltage MBR20200CT	$V_F$	.95 V	$I_{FM} = 10\text{A}$ $T_J = 25^\circ\text{C}$ $I_{FM} = 10\text{A}$ $T_J = 125^\circ\text{C}$
	$V_F$	.80V	
Maximum Reverse Current At Rated DC Blocking Voltage	$I_R$	50uA 15mA	$T_C = 25^\circ\text{C}$ $T_C = 125^\circ\text{C}$

DIM	DIMENSIONS				NOTE
	INCHES		MM		
	MIN	MAX	MIN	MAX	
A	.600	.620	15.25	15.75	
B	.393	.409	10.00	10.40	
C	.104	.116	2.65	2.95	
D	.244	.259	6.20	6.60	
E	.356	.361	9.05	9.15	
F	.137	.154	3.50	3.93	
G	.511	.551	13.00	14.00	
H	.094	.106	2.40	2.70	
I	.024	.034	0.61	0.88	
J	.019	.027	0.49	0.70	
K	.147	.151	3.75	3.85	∅
L	.173	.181	4.40	4.60	
M	.048	.051	1.23	1.32	
N	0.102 typ.		2.6 typ.		

\*Pulse Test: Pulse Width 380µsec, Duty Cycle 2%

# MBR20200CT

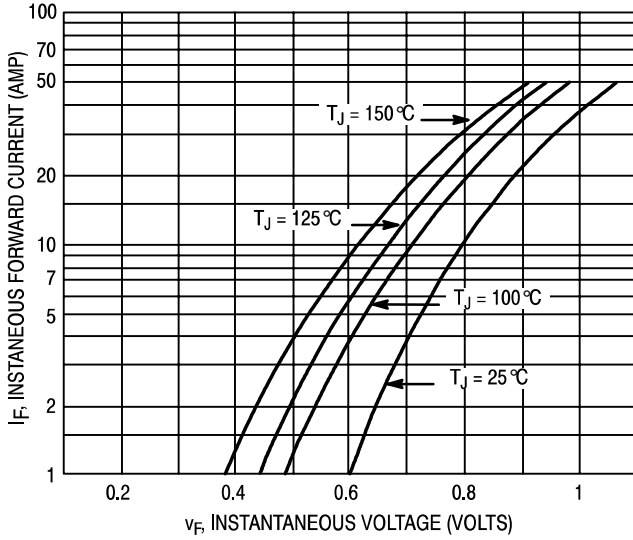


Figure 1. Typical Forward Voltage (Per Leg)

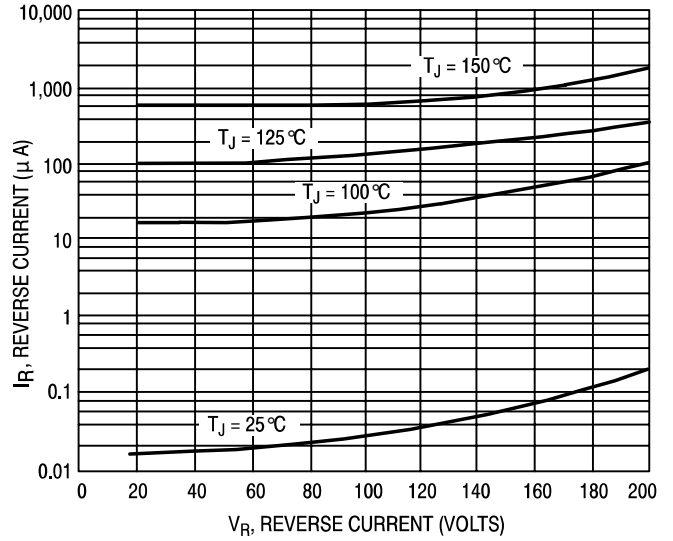


Figure 2. Typical Reverse Current (Per Leg)

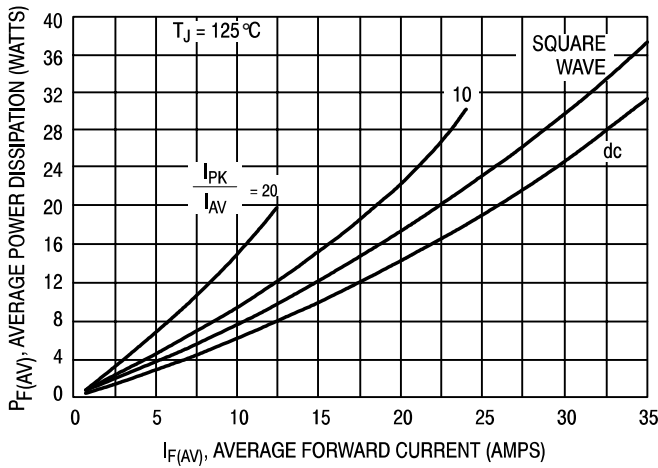


Figure 3. Forward Power Dissipation

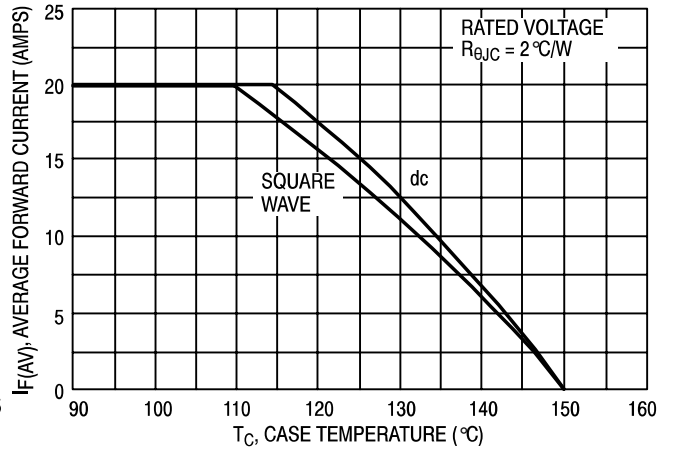


Figure 4. Current Derating, Case

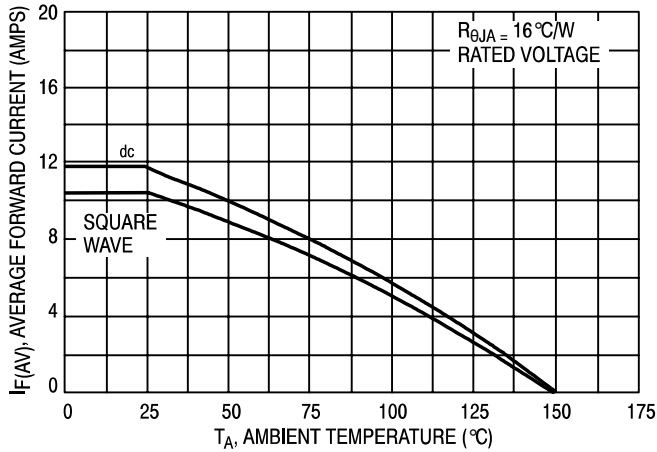


Figure 5. Current Derating, Ambient

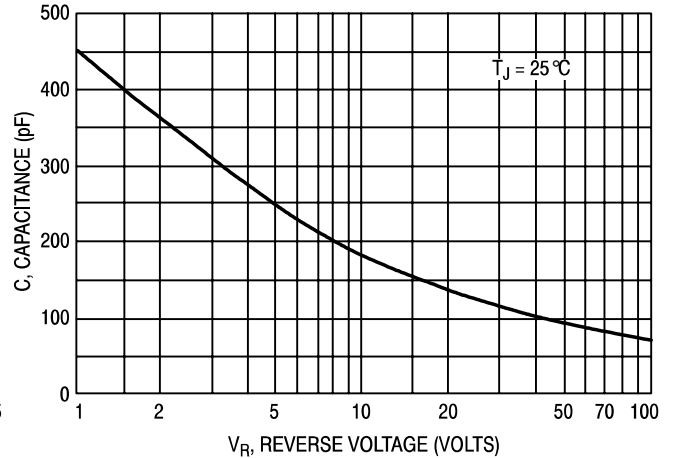


Figure 6. Typical Capacitance (Per Leg)