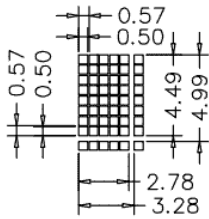
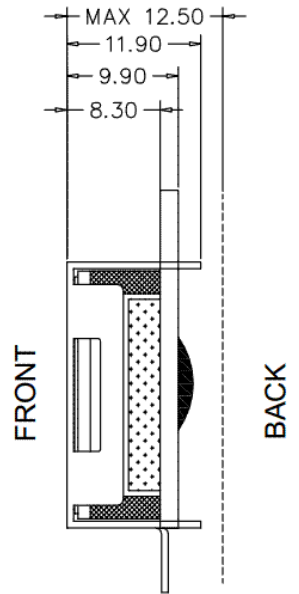
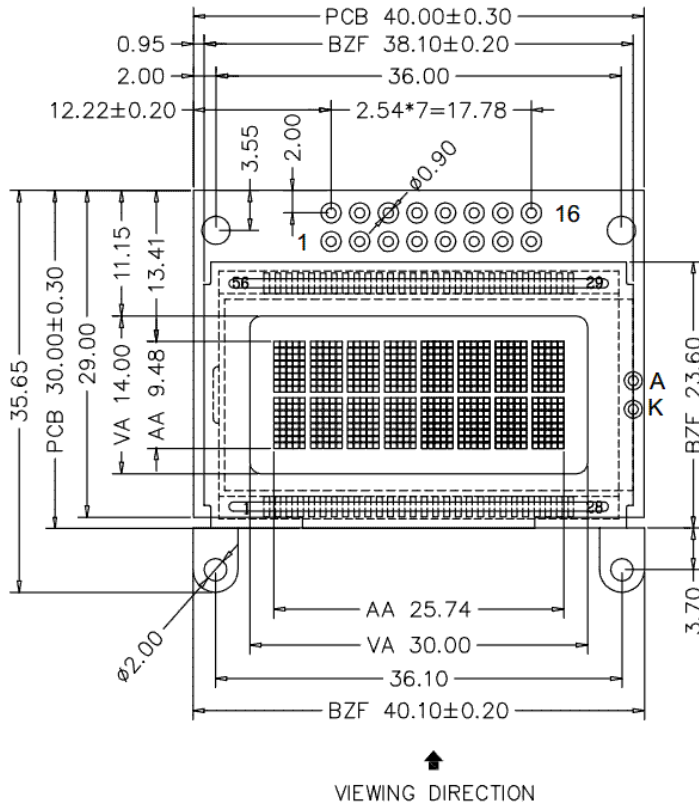


PIN	SYMBOL
1	VSS
2	VDD(+5V)
3	V0
4	R/S
5	R/W
6	E
7	DB0
8	DB1
9	DB2
10	DB3
11	DB4
12	DB5
13	DB6
14	DB7
15	A(5V)
16	K



Specifications:

1. Display Mode: STN/Yellow_Green/Transmissive/Positive.
2. Viewing Angle: 6 0'clock.
3. Drive Method: 1/16Duty 1/5 Bias, Vop=5.0V
4. Top: -20°C~+70°C, Tst: -30°C~+80°C.
5. Connector: PIN.
6. Backlight: 1pcs Yellow_green LED side Backlight. If=20mA & Vf=3.0±0.1V
Luminance: Min 20cd/m2(With LCD); Uniformity: 75%.
7. Drive IC:SPLC780D1-001A
8. RoHS Compliant: Yes.
9. With " * " Mark Dimensions Are Important Dimensions.

LUMMAX ELECTRONICS CO., LTD

Unspecified Tolerance:	±0.20	UNITS: mm	DATE:	MODE NUMBER :
DESIGN BY:	luojinwei	2012/6/8	0802C-1-NTUSW-R_A0	
CHECKED BY:				