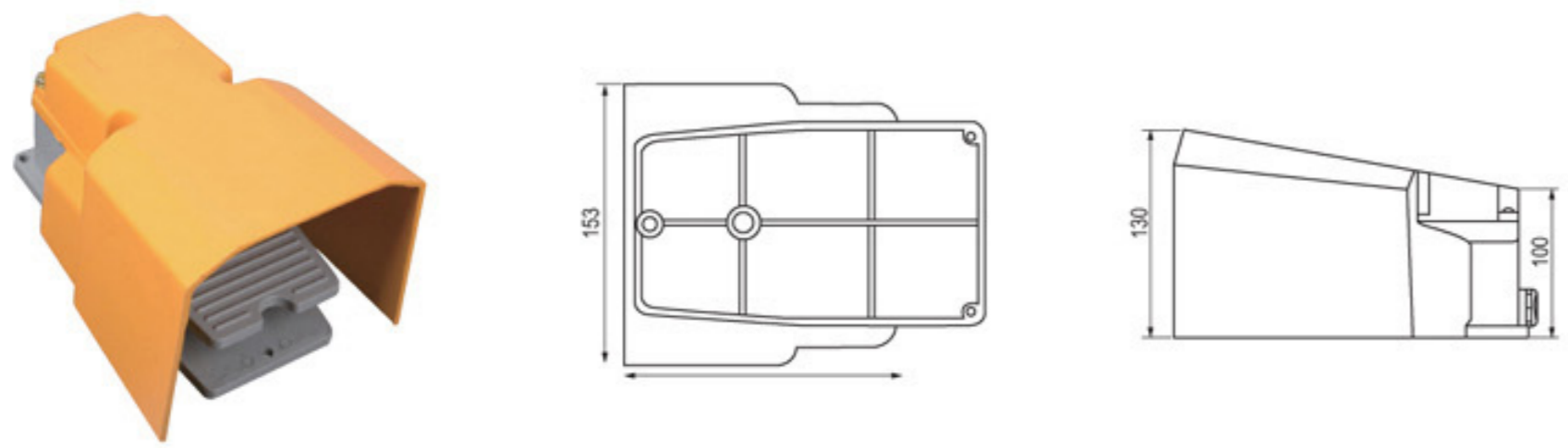
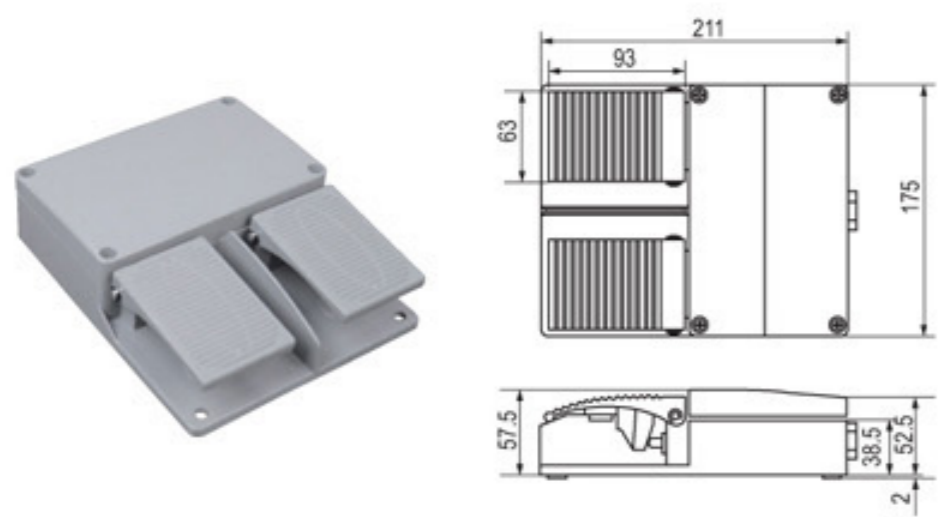
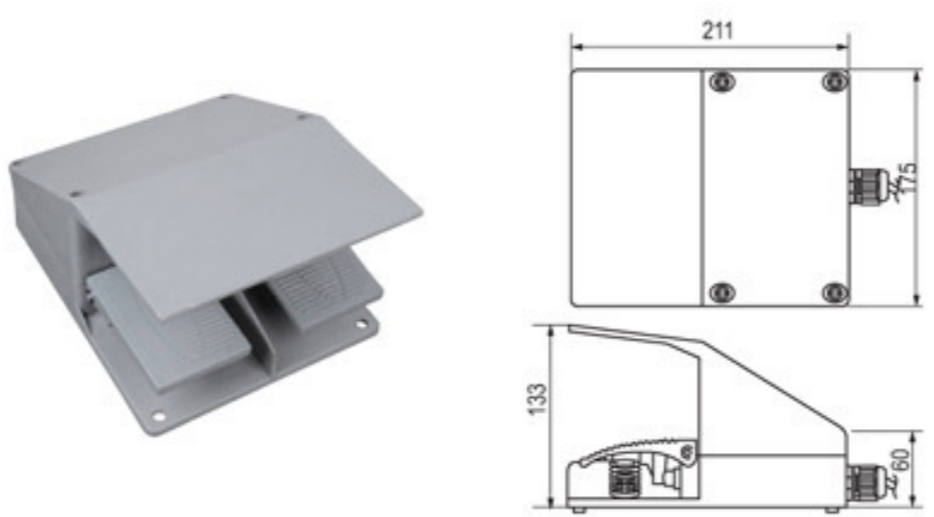
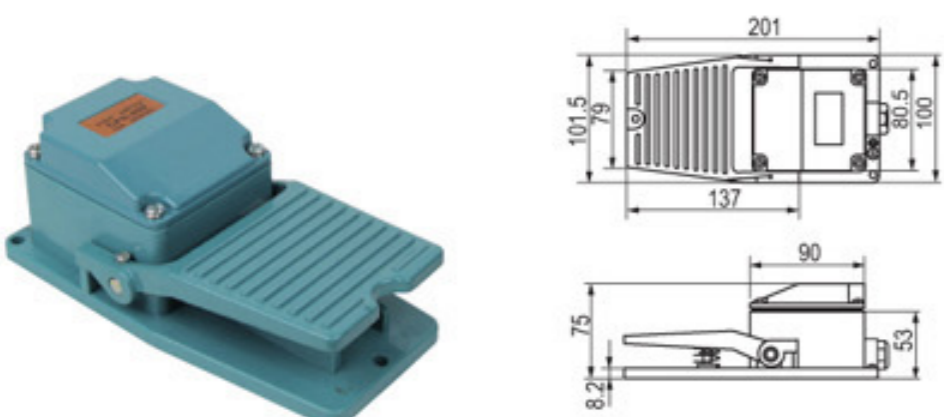
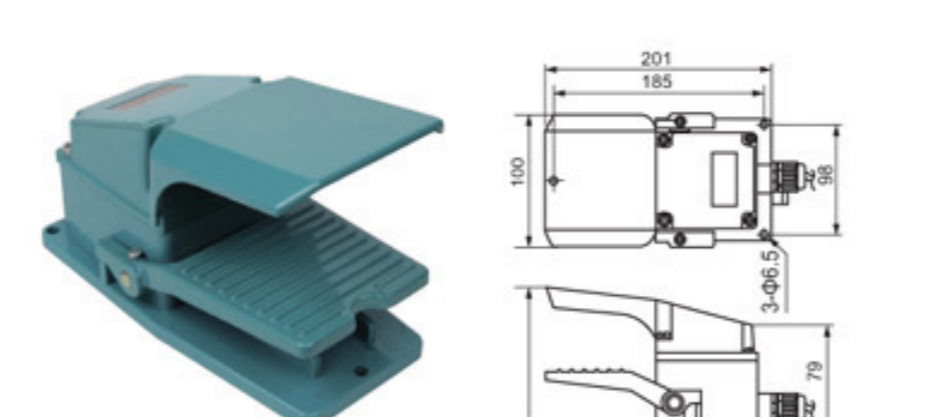


## FS脚踏开关 FS Pedal Switch




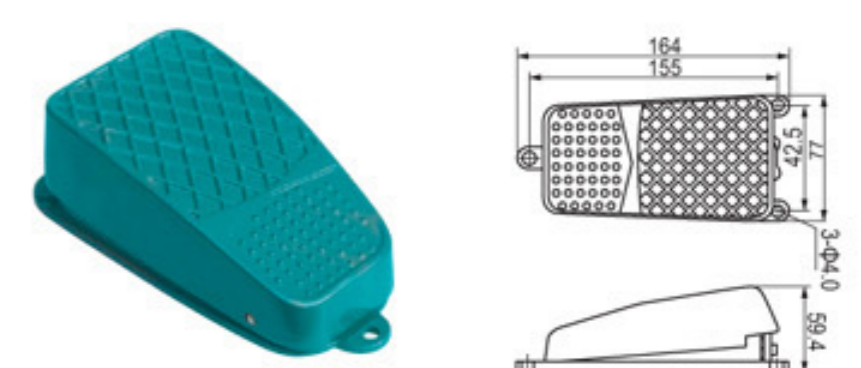
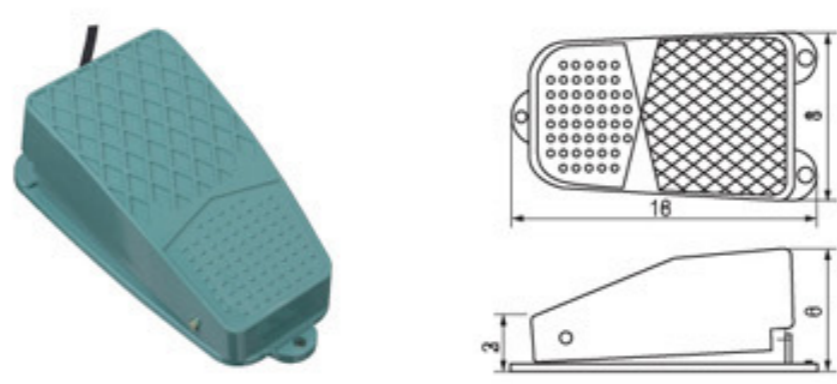
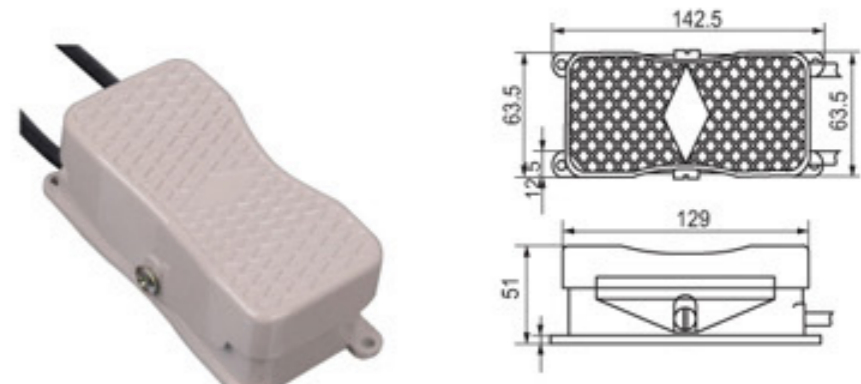

### 产品特征 Performance

FS系列脚踏开关适用于50-60Hz; AC380V; DC220V; 电流3-21A的控制线路中; 作为控制机床电气, 医疗设备等。符合IEC337-1, GB14048.5-2001标准。  
The pedal switch is to service at the control circuit of AC 50-60Hz, AC380V DC220V and current of 3-21A to control electrical unit machine tool and medical equipment, it complies with the standard of IEC337-1 and GB14048.5-2001.

### 外观和尺寸 External appearance size

<b>SFMS-1铝壳 Aluminum</b> 	
<b>SFMS-10铝壳 Aluminum</b> 	<b>SFMS-15铝壳 Aluminum</b> 
<b>SFM-1铝壳 Aluminum</b> 	<b>SFMP-1铝壳 Aluminum</b> 

### 外观和尺寸 External appearance size

<b>FS-1铁壳 Iron</b> 	<b>FS-01塑料壳 Plastic Shell</b> 
<b>FS-2铝壳 Aluminum</b> 	<b>FS-3铝壳 (中型) Aluminum (Medium)</b> 
<b>FS-101塑料壳 (大型) Plastic Shell</b> 	<b>YDT1-101铝壳 (倒顺式)</b> 
<b>VFS-201塑料壳 Plastic Shell</b> 	<b>D8107塑料壳 Plastic Shell</b> 