

Shock-Safe Fuseholder, 5 x 20 mm, Slotted Cap/Fingerrip, Rear-Side, IP 40 / IP 67, IEC 60335-1



Fingerrip

250 VAC · 2.5W/10A (VDE) · 500V · 16A (UL/CSA)



### Description

- Meets the new requirements of IEC 60335-1 for appliances in unattended use (clause 30.2.3). This includes the enhanced requirements of glow wire tests acc. to IEC 60695-2-12 and -13.
- Mounting from rear-side

### Standards

- IEC 60127-6 Edition 2.0
- UL 4248-1
- CSA C22.2 no. 4248.1

### Approvals

- Approval Reference Type: FPG2
- VDE Certificate Number: 127216
- UL File Number: E39328


### Applications

- Household appliances
- Medical equipment

### Weblinks

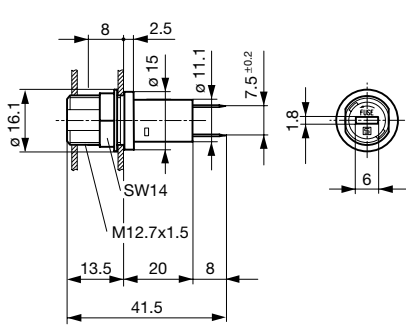
[pdf datasheet](#), [html-datasheet](#), [General Product Information](#), [Packaging details](#), [Approvals](#), [CE declaration of conformity](#), [RoHS](#), [CHINA-RoHS](#), [REACH](#), [Distributor-Stock-Check](#), [Detailed request for product](#), [Microsite](#)

### Technical Data

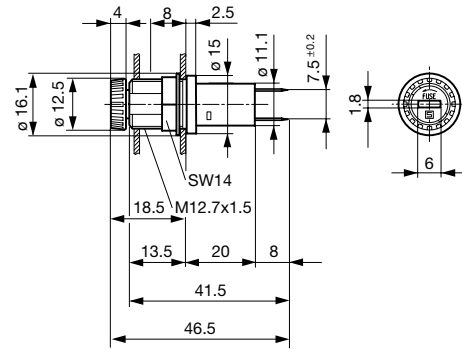
Shock-Safe Category	PC2	Soldering Methods	Iron <a href="#">Soldering Profile</a>
Fuse-Link	5 x 20 mm	Solderability	350 °C / 3 sec acc. to IEC 60068-2-20, Test Ta, method 2
Mounting	Panel Mount, Rear Side	Resistance to Soldering Heat	350 °C / 10 sec acc. to IEC 60068-2-20, Test Tb, method 2
Attachment	Fixing Nut	Contact Resistance	≤ 10 mΩ at 20 mV acc. to IEC 60127-6
Terminal	Solder or Quick-Connect 4.8 x 0.5 mm	Dielectric Strength	> 3kV between Life parts (50Hz; 1 min)
Rated Voltage	250VAC (VDE), 500V (UL/CSA)	Impulse Withstand Voltage	> 4kV between Life parts
Rated current	6.3/10A (VDE), 16A (UL/CSA)	Insulation Resistance	≥ 10 MΩ between Life parts (500VDC; 1 min)
Rated Power Acceptance IEC	2.5W / 10A @ Ta 23 °C Admissible power acceptance at higher ambient temperature see derating curves	Overvoltage Category	III acc. to IEC 60664-1
Degree of Protection	IP 40 / IP 67	Pollution Degree	3 acc. to IEC 60664-1
Protection Class	Suitable for appliances with protection class I acc. to IEC 61140	Resistance to Vibration	acc. to IEC 60068-2-6, test Fc
Admissible Ambient Air Temp.	-40 °C to 85 °C	Admissible Torque on Fixing Nut	max 1.2 Nm
Climatic Category	40/085/21 acc. to IEC 60068-1	Panel Thickness	max 8 mm
Material: Socket	Thermoplastic, black, UL 94V-0		
Material: Terminals	Tin-Plated Copper Alloy		
Unit Weight	6.01 g		
Storage Conditions	0 °C to 60 °C, max. 70% r.h.		
Product Marking	 Type, Rated Voltage, Rated current, Power Rating, Approvals		

Detailed information on product approvals, code requirements, usage instructions and detailed test conditions can be looked up in [General Product Information](#)

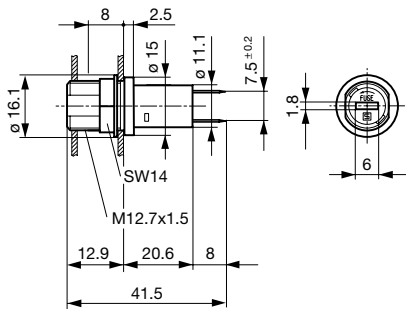
Dimension [mm] 



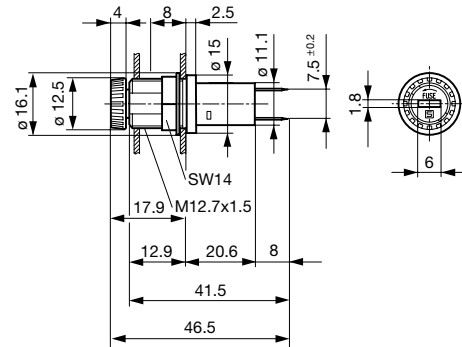
IP 40 / Variants 3101.0020 and 3101.0220



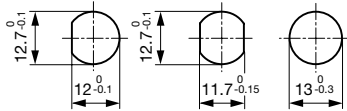
IP 40 / Variants Fingerrip 3101.0025 and 3101.0225



IP 67 / Variants 3101.0120 and 3101.0320

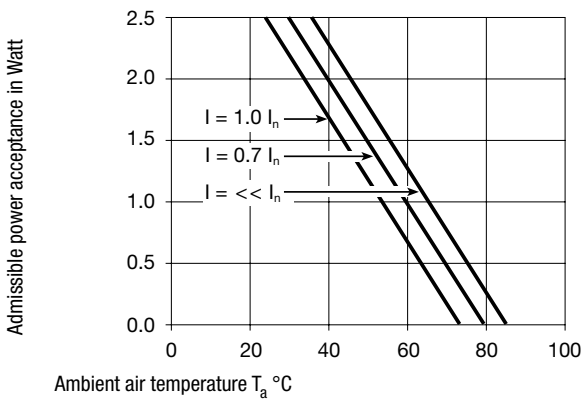


IP 67 / Variants Fingerrip 3101.0125 and 3101.0325



Mounting holes

Derating Curves



All Variants

Holder	Cap	Terminal	Degree of Protection	Material	Remark	Order Number
●	slotted	Solder	IP 40	Thermoplastic	-	3101.0020
●	slotted	Quick-Connect 4.8 x 0.5 mm	IP 40	Thermoplastic	-	3101.0220
●	Fingergrip	Solder	IP 40	Thermoplastic	-	3101.0025
●	Fingergrip	Quick-Connect 4.8 x 0.5 mm	IP 40	Thermoplastic	-	3101.0225
●	slotted	Solder	IP 67	Thermoplastic	-	3101.0120
●	slotted	Quick-Connect 4.8 x 0.5 mm	IP 67	Thermoplastic	-	3101.0320
●	Fingergrip	Solder	IP 67	Thermoplastic	-	3101.0125
●	Fingergrip	Quick-Connect 4.8 x 0.5 mm	IP 67	Thermoplastic	-	3101.0325

Most Popular.

Availability for all products can be searched real-time:<http://www.schurter.com/en/Stock-Check/Stock-Check-SCHURTER>

**Packaging Unit** Bulk 186 x 91 x 110 mm (100 pcs.)