

SA6 Series IP67

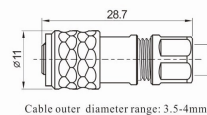
SA
6



Cable connector
Mate with SA611, SA612

SA610/P ___ SA610/S ___
Male contact Female contact

Colour:
B: black
S: silver
L: blue
G: green
R: red
} special order
Number of contact

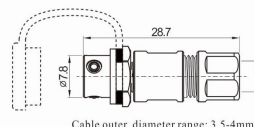


Cable outer diameter range: 3.5-4mm



In-line cable connector
Mate with SA610

SA611/P ___ SA611/S ___

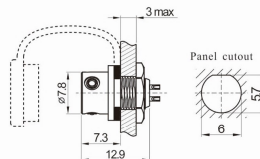


Cable outer diameter range: 3.5-4mm



Rear-nut mount
Mate with SA610

SA612/P ___ SA612/S ___



Panel cutout

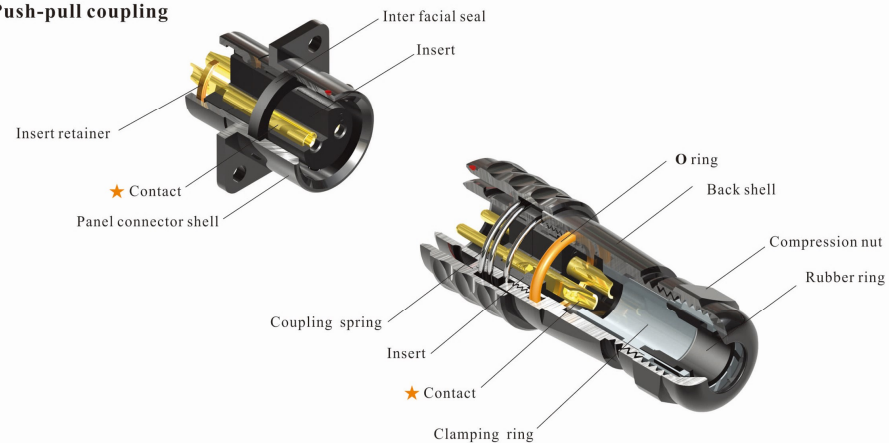
Solder contact spec

Number of contact	2	3	4	5
Male contact face view				
Rated current (A)	3	3	3	3
Contact diameter(mm)	0.6	0.6	0.6	0.6
Rated voltage (AC.V)	30	30	30	30
Test voltage(AC.V) 1 min	500	500	500	500
Contact resistance(mΩ)	10	10	10	10
Wire size(mm ² /AWG)	≤0.5/20	≤0.5/20	≤0.5/20	≤0.5/20



SA
Series

- SA Series IP67
- Push-pull coupling



- ★ Each side can be male or female contact

Material and spec

Coupling	Push-pull
Shell material	Anodized aluminium
Insert material	PPS, max temperature 260 °C
Contact material	Brass with gold plating
Termination	Solder: SA6, SA8, SA10, SA12, SA16, SA20, SA28 Crimp: SA16, SA20, SA28 Screw: SA20, SA28 (Ø2.5, Ø3.5mm contact)
IP rating	IP67
Mating cycle	500
Temperature range	-40°C ~ +85°C
Insulation resistance (MΩ)	2000