Features

- Ultra slim design with 105mm(6SU) width
- Universal input 85~264VAC(277VAC operational)
- No load power consumption<0.3W
- Isolation class II
- DC output voltage adjustable
- Protections : Short circuit / Overload / Over voltage
- Cooling by free air convection
- DIN rail TS-35/7.5 or 15 mountable
- Over voltage category III
- LED indicator for power on
- 3 years warranty

SPECIFICATION

MODEL			HDR-150-12	HDR-150-15	HDR-150-24	HDR-150-48
OUTPUT	DC VOLTAGE		12V	15V	24V	48V
	RATED CURRENT	115VAC	10.2A	8.55A	5.31A	2.72A
		230VAC	11.3A	9.5A	6.25A	3.2A
	RATED POWER	115VAC	122.4W	128.3W	127.4W	130.6W
		230VAC	135.6W	142.5W	150W	153.6W
	RIPPLE & NOISE (max.) Note.2		100mVp-p	120mVp-p	150mVp-p	200mVp-p
	VOLTAGE ADJ. RANGE		10.8~ 13.8V	13.5 ~ 18V	21.6 ~ 29V	43.2 ~ 55.2V
	VOLTAGE TOLERANCE Note.3		±2.0%	±1.0%	±1.0%	±1.0%
	LINE REGULATION		±1.0%	±1.0%	±1.0%	±1.0%
	LOAD REGULATION		±1.0%	±1.0%	±1.0%	±1.0%
	SETUP, RISE TIME		500ms, 60ms/230VAC 500ms, 60ms/115VAC at full load			
	HOLD UP TIME (Typ.)		30ms/230VAC 12ms/115VAC at full load			
INPUT	VOLTAGE RANGE		85 ~ 264VAC (277VAC operational) 120 ~ 370VDC (390VDC operational)			
	FREQUENCY RANGE		47 ~ 63Hz			
	EFFICIENCY (Typ.)		89%	89.5%	90.5%	90.5%
	AC CURRENT (Typ.)		3A/115VAC 1.6A/230VAC			
	INRUSH CURRENT (Typ.)		COLD START 35A/115VAC 70A/230VAC			
PROTECTION	OVERLOAD Note.4		105 ~ 135% rated output power			
			Protection type : Constant current limiting, recovers automatically after fault condition is removed			
	OVER VOLTAGE		14.2 ~ 16.2V	18.8 ~ 22.5V	30 ~ 36V	56.5 ~ 64.8V
			Protection type : Shut down o/p voltage, re-power on to recover			
ENVIRONMENT	WORKING TEMP.		-30 ~ +70℃ (Refer to "Derating Curve")			
	WORKING HUMIDITY		20 ~ 90% RH non-condensing			
	STORAGE TEMP., HUMIDITY		-40 ~ +85℃, 10 ~ 95% RH non-condensing			
	TEMP. COEFFICIENT		±0.03%/℃ (0 ~ 45℃) RH non-condensing			
	VIBRATION		10 ~ 500Hz, 2G 10min./1cycle, period for 60min. each along X, Y, Z axes; Mounting: Compliance to IEC60068-2-6			
	OPERATING ALTITUDE		2000 meters (Note 5)			
	OVER VOLTAGE CATEGORY		Ⅲ ; According to EN62368,EN61558, EN50178,EN60664-1, EN62477-1 ; altitude up to 2000 meters			
SAFETY & EMC (Note.8)	SAFETY STANDARDS		IEC62368-1, UL62368-1, UL61010, TUV EN61558-2-16, EAC TP TC 004 approved; Design refer to EN50178,TUV EN62368-1			
	WITHSTAND VOLTAGE		I/P-O/P:4KVAC			
	ISOLATION RESISTANCE		I/P-O/P:100M Ohms / 500VDC / 25℃/ 70% RH			
	EMC EMISSION		**Parameter**	**Standard**	**Test Level / Note**	
			Conducted	EN55032(CISPR32)	Class B	
			Radiated	EN55032(CISPR32)	Class B (note6)	
			Harmonic Current (Note 7)	EN61000-3-2	Class A	
			Voltage Flicker	EN61000-3-3	-------	
	EMC IMMUNITY		EN55024, EN61000-6-2			
			Parameter	**Standard**	**Test Level /Note**	
			ESD	EN61000-4-2	Level 3, 8KV air; Level 2, 4KV contact, criteria A	
			Radiated Susceptibility	EN61000-4-3	Level 3, criteria A	
			EFT/Burest	EN61000-4-4	Level 3, criteria A	
			Surge	EN61000-4-5	Level 4,2KV/L-N, criteria A	
			Conducted	EN61000-4-6	Level 3, criteria A	
			Magnetic Field	EN61000-4-8	Level 4, criteria A	
			Voltage Dips and interruptions	EN61000-4-11	>95% dip 0. 5 periods, 30% dip 25 periods, >95% interruptions 250 periods	
OTHERS	MTBF		536K hrs min. MIL-HDBK-217F (25℃)			
	DIMENSION		105*90*54.5mm (W*H*D)			
	PACKING		0.31Kg; 32pcs/11Kg/1.0CUFT			

NOTE

1. All parameters NOT specially mentioned are measured at 230VAC input, rated load and 25℃ of ambient temperature.
2. Ripple & noise are measured at 20MHz of bandwidth by using a 12" twisted pair-wire terminated with a 0.1μf & 47μf parallel capacitor.
3. Tolerance : includes set up tolerance, line regulation and load regulation.
4. Constant current limiting operation within 50% ~100% rated output voltage; protection type for short ciruit is hiccup mode,it will recover automatically after fault condition is removed.
5. The ambient temperature derating of 3.5℃/1000m with fanless models and of 5℃/1000m with fan models for operating altitude higher than 2000m(6500ft).
6. When the input voltage is 230VAC,delivers EMI Class B for radiated emission for the power supply; When the input voltage is 110VAC, delivers EMI Class A for radiated emission for the power supply.
7. Harmonic current test at 70% load .
8. The power supply is considered as an independent unit, but the final equipment still need to re-confirm that the whole system complies with the EMC directives. For guidance on how to perform these EMC tests, please refer to "EMI testing of component power supplies." (as available on http://www.meanwell.com)

■ Derating Curve VS Ambient Temperature

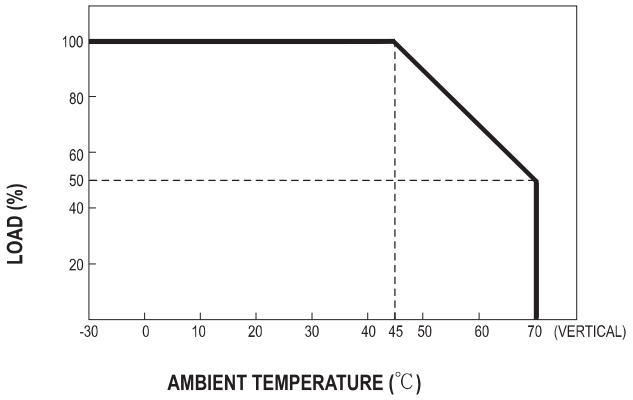

■ Output Derating VS Input Voltage

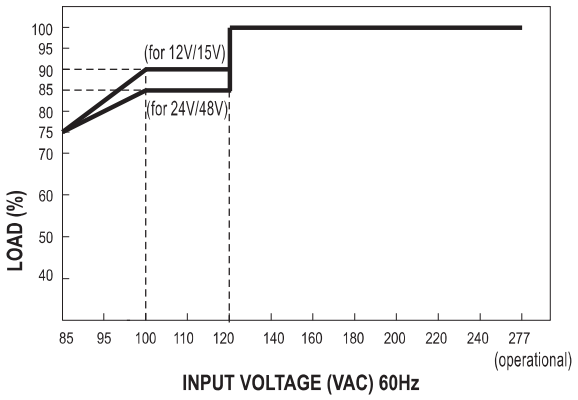

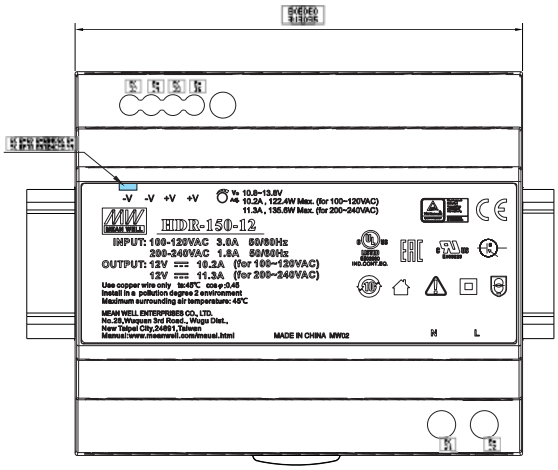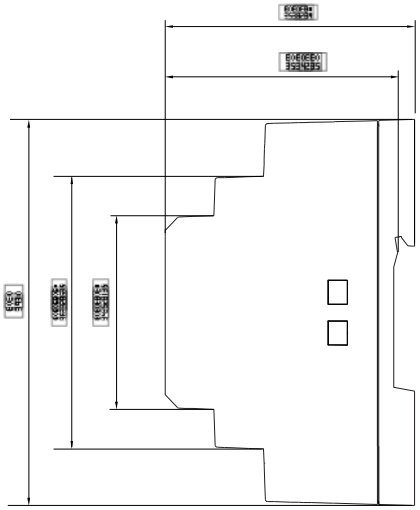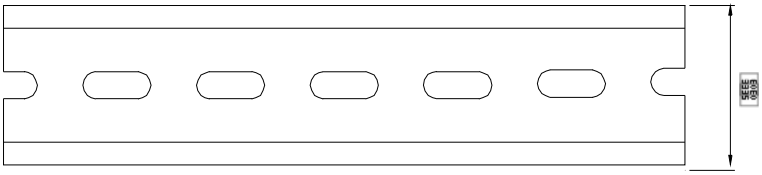
-V -V +V +V
HDR-150-12
INPUT: 100~120VAC 3.0A 50/60Hz
200~240VAC 1.8A 50/60Hz
OUTPUT: 12V 10.2A (for 100~120VAC)
12V 11.3A (for 200~240VAC)
MEAN WELL ENTERPRISES CO., LTD.
MADE IN CHINA MW02
N
L