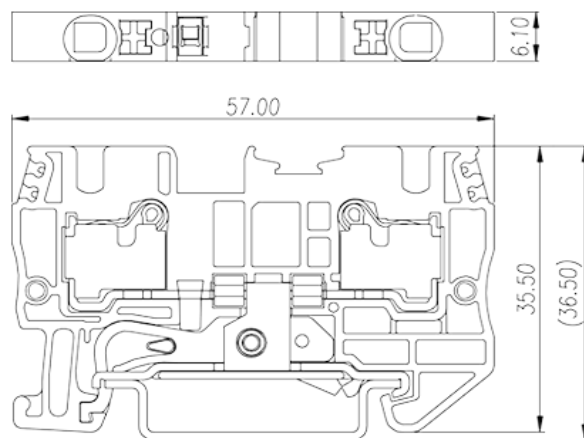



DP4-PE

DIN Rail Terminal Blocks > Push-in Design

Date:2018-02-08Version:1.1



The web catalog is for reference only. Dinkle remains the right of product modification and engineering change of the design. The final product is made according to engineering drawing.

Product Description

6.10X57.00X36.50, Yellow&Green(default)

General information

| | |
|-------------------|--|
| Short description | DIN Rail terminal blocks , Push-in design Terminal Block |
| Category | Push-in Design Terminal Block |
| Color | Yellow&Green(default) |
| Connection method | Grounding Terminal Block |
| Type of locking | Rail Mounting |
| Length (mm) | 36.50 |
| Width (mm) | 6.10 |
| Height (mm) | 57.00 |
| Level | Single level |
| Connection points | 2 |

Material information

| | |
|--|------|
| Insulation material | PA66 |
| Insulation material group | I |
| Flame retardant rating , compliant with UL94 | V0 |

| | |
|------------------------------|-------------------|
| Insulation resistance | □500MΩ at DC 500V |
| Conductor material | Copper Alloy |
| Plating of conductor surface | Tinned |

Connection data-IEC

| | |
|---|---------|
| Rated impulse voltage (III/3)(KV) | 8 |
| Conductor cross section solid. min (mm ²) | 0.2 |
| Conductor cross section solid.max (mm ²) | 6 |
| Conductor cross section stranded. min (mm ²) | 0.2 |
| Conductor cross section stranded. max (mm ²) | 4 |
| Conductor cross section flexible, with min ferrule without plastic sleeve (mm ²) | 0.2 |
| Conductor cross section flexible, with max ferrule without plastic sleeve (mm ²) | 4 |
| Conductor cross section flexible, with min ferrule with plastic sleeve (mm ²) | 0.2 |
| Conductor cross section flexible, with max ferrule with plastic sleeve (mm ²) | 4 |
| 2 conductors with same cross section flexible, min twin ferrules with plastic sleeve (mm ²) | 0.5 |
| 2 conductors with same cross section flexible, max twin ferrules with plastic sleeve (mm ²) | 1 |
| Slotted screwdriver size (Blade thickness x Width)(mm) | 0.6X3.5 |
| Stripping Length (mm) | 12 |
| Mounting rail | TS-35 |
| End cover plate required | YES |
| Grounding connections | YES |

Connection data-UL

| | |
|--|----|
| Min. solid wire connection (AWG) acc. to UL/CUL | 24 |
| Max. solid wire connection AWG acc. to UL/CUL | 10 |
| Min. stranded wire connection AWG acc. to UL/CUL | 24 |
| Max. stranded wire connection AWG acc. to UL/CUL | 10 |

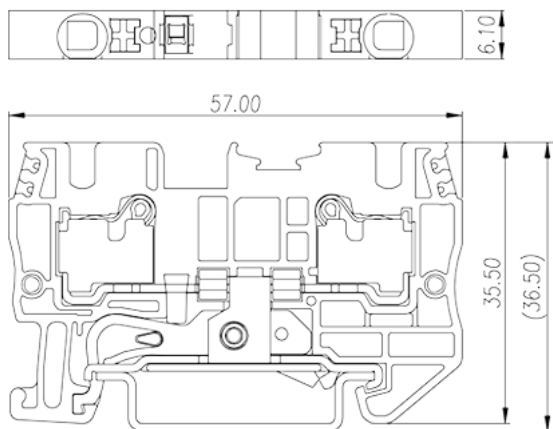
Environment & Safety

| | |
|---|-----|
| Back of the hand protection (YES or NO) | YES |
| Finger protection (YES or NO) | YES |
| Operating temperature. max (°C) | 120 |

Operating temperature. min (°C)

-40

Drawings



Approvals

