

JRC-27F(HFD27)

SUBMINIATURE DIP RELAY



File No.:E133481



File No.:CQC02001001938



Features

- 2 Form C configuration
- High switching capacity:125VA/60W
- Matching 16 pin IC socket
- Epoxy sealed for automatic-wave soldering and cleaning
- Environmental protection product available (RoHs & WEEE compliant)

CONTACT DATA

Contact Arrangement	2C
Initial Contact Resistance Max.	50mΩ
Contact Material	AgNi, (Au Clad)
Contact Rating (Res. Load)	2A 30VDC 1A 125VAC
Max. switching power	125VA/60W
Max. switching voltage	120VDC/240VAC
Max. switching current	2A
Min. Applicable load	10mV 10μA
Mechanical life	1x10 ⁵ OPS
Electrical life	1x10 ⁵ OPS (at2A 30VDC)
	3x10 ⁵ OPS (at1A 30VDC)

CHARACTERISTICS

Initial Insulation Resistance	1000MΩ 500VDC
Dielectric Strength	Between coil and Contacts 1500VAC 1min.
	Between open contacts 1000VAC 1min.(M, S) 750VAC 1min.(H)
Operate time (at nomi. Volt.)	Max. 6ms
Release time (at nomi. Volt.)	Max. 4ms
Ambient temperature	-40°C to +85°C
Humidity	40% to 85%R.H.
Vibration Resistance	DA: 1.5mm 10 to 55Hz
Shock Resistance	Functional 196m/s ² (20g)
	Destructive 980m/s ² (100g)
Termination	DIP & PCB
Unit weight	Approx. 5g
Construction	Sealed IP67

COIL

Coil power	Sensitive: 200mW	Standard: 280 to 580mW
	High Sensitive: 150mW	
Temperature Rise	Max. 65°C	
Coil Voltage	See coil data table	

COIL DATA

Standard (280 to 580mW) 20°C					
Order Number	Coil Voltage VDC	Pick-up Voltage VDC	Drop-out Voltage VDC	Coil Resistance Ω ±10%	Max. Allowable Voltage VDC
003-M	3	2.25	0.3	30	4.5
005-M	5	3.75	0.5	90	8.0
006-M	6	4.50	0.6	130	10.0
009-M	9	6.80	0.9	280	14.5
012-M	12	9.00	1.2	450	18.5
015-M	15	11.3	1.5	625	22.0
024-M	24	18.0	2.4	1600	35.5
048-M	48	36.0	4.8	4000	56.0
Sensitive (200mW) 20°C					
Order Number	Coil Voltage VDC	Pick-up Voltage VDC	Drop-out Voltage VDC	Coil Resistance Ω ±10%	Max. Allowable Voltage VDC
003-S	3	2.25	0.3	45	6
005-S	5	3.75	0.5	125	10
006-S	6	4.50	0.6	180	12
009-S	9	6.80	0.9	405	18
012-S	12	9.00	1.2	720	24
015-S	15	11.3	1.5	1125	30
024-S	24	18.0	2.4	2880	48



HONGFA RELAY
ISO9001、ISO/TS16949、ISO14001、OHSAS18001 CERTIFIED

VERSION: EN03-20050301

COIL DATA

High Sensitive (150mW) 20°C					
Order Number	Coil Voltage VDC	Pick-up Voltage VDC (Max.)	Drop-out Voltage VDC (Min.)	Coil Resistance Ω $\pm 10\%$	Max. Allowable Voltage VDC
003-H	3	2.4	0.3	60	7.0
005-H	5	4.0	0.5	167	11.5
006-H	6	4.8	0.6	240	13.8
009-H	9	7.2	0.9	540	20.8
012-H	12	9.6	1.2	960	27.7
015-H	15	12.0	1.5	1500	34.6

Note: When user's requirements can't be found in the above table, special order allowed.

SAFETY APPROVAL RATINGS

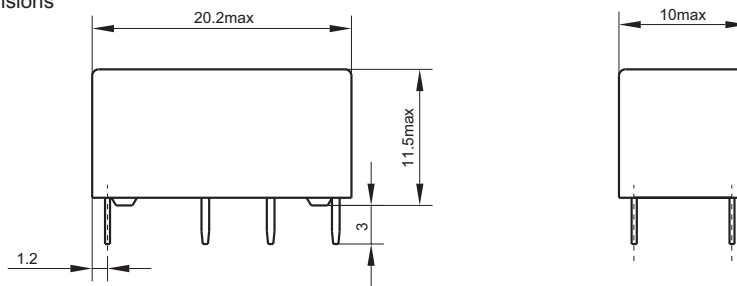
UL	2A 30VDC 1A 125VAC
----	-----------------------

ORDERING INFORMATION

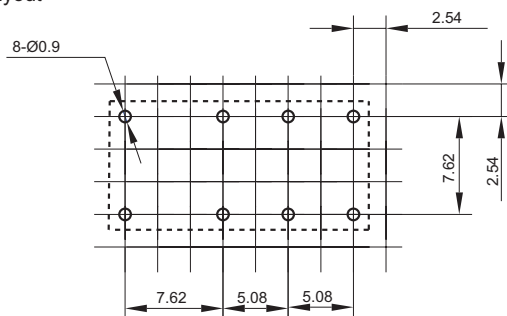
Type	JRC-27F /	012	S	XXX
Coil voltage	3, 5, 6, 9, 12, 15, 24, 48VDC(Standard only)			
Coil Power	S: Sensitive (200mW) M: Standard (280 to 580mW) H: high-Sensitive (150mW)			
Special request code	(For example: 551: Lead-free 555: RoHs & WEEE compliant)			

OUTLINE DIMENSIONS, WIRING DIAGRAM AND PC BOARD LAYOUT

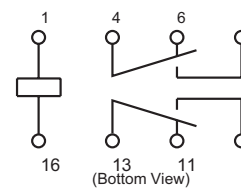
Outline Dimensions



PCB Layout

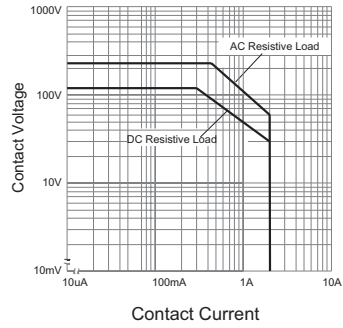


Wiring Diagram



CHARACTERISTICS CURVE

MAXIMUM SWITCHING POWER



LIFE CURVE

