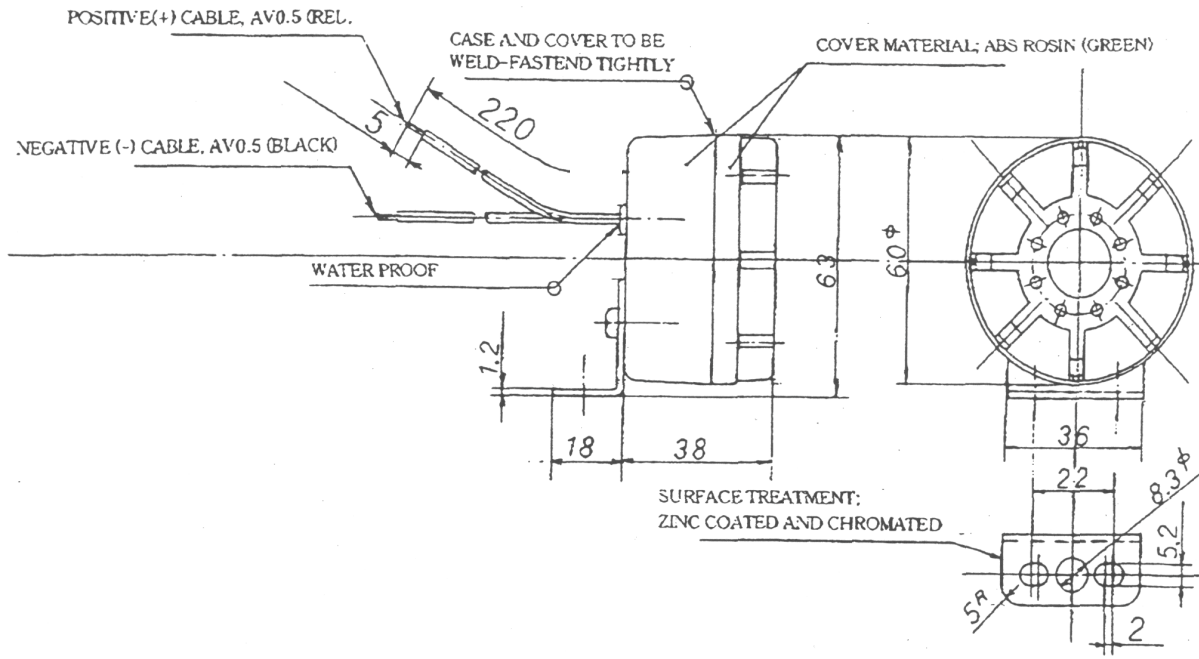


F/HU 110P 24V B

Characteristics <i>Kennwerte</i>	Condition/Remark <i>Bedingungen/Kommentar</i>	Value <i>Wert</i>
Rated Voltage <i>Nennspannung</i>	DC	24V
Operating Voltage <i>Betriebsspannung</i>	DC	9...28V
Current Consumption <i>Stromaufnahme</i>	max.	300mA
Sound Pressure Level <i>Schalldruckpegel</i>	at 1m /12/24V _{DC}	100/110dB / min.
Resonant Frequency <i>Resonanzfrequenz</i>		3 kHz +- 200 Hz
Tone		Pulston / pulse tone
Operating Temperature	<i>Betriebstemperatur</i>	-20 ... +80°C
Mounting / <i>Montage</i>		Bracket <i>Winkelbefestigung</i>

Drawings *Zeichnungen*



Halbzeug, Werkstoff

Untolerierte Maße

Zeichn.-Nr.

011219.1S

Maßstab

Ersatz f. Zeichn. Page/Blatt 1 of/von 2

Vervielfält.-Pause Nr.

Arbeitspause Nr.

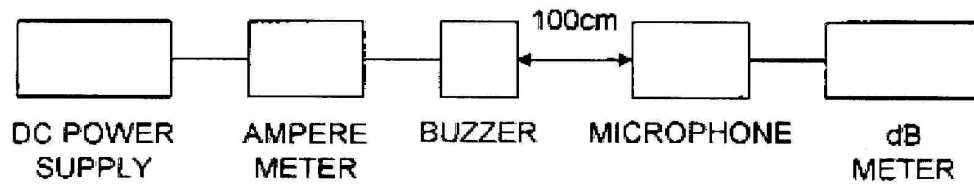
	Tag	Name	And. zust.	And.-Mittlg. Nr.	Tag	Name
gezeichnet						
bearbeitet	19.12.01					
geprüft	19.12.01					
normgepr.						

F/HU110P 24V B

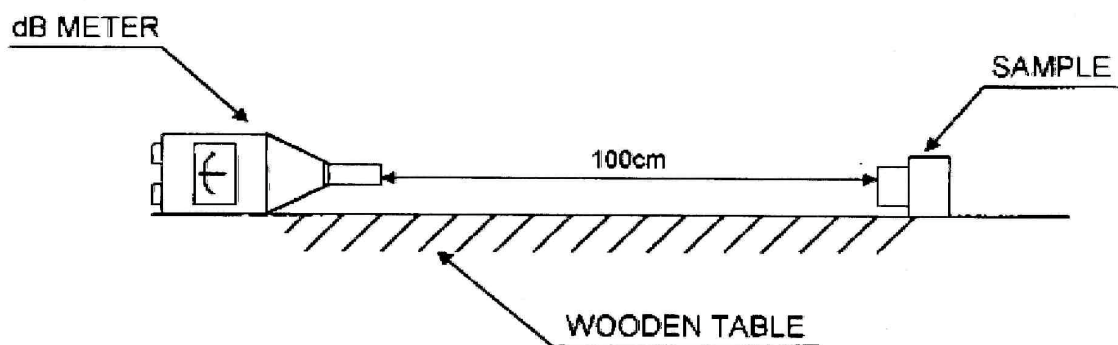
Reliability

ITEMS	METHOD OF TEST AND MEASUREMENTS	PERFORMANCE
Coldness withstanding	After 98 hours of being exposed to -30°C environment, should returned to normal environment for 2hours, then re-proceed to test.	No abnormality shall exist
Hotness withstanding	After 98 hours of being exposed to $+70^{\circ}\text{C}$ environment, should returned to normal environment for 2hours, then re-proceed to test.	No abnormality shall exist
Humidity withstanding	After 98 hours of being exposed to 40°C 95%RH environment in actual operation, should returned to normal environment for 2hours, then re-proceed to test.	No abnormality shall exist
Durability	Testing after 1000hours actual continuous operation	No abnormality shall exist
Shock withstanding	A natural drop from 75cm high down to the ground.	No abnormality shall exist
Vibration withstanding	Vibration of 2000 cycles per minute, 2mm amplitude, applied in X, Y and Z directions for 30 minutes each.	No abnormality shall exist

Diese Zeichnung ist unser Eigentum. Vervielfältigung unbefugte Verwertung, Mitteilung an andere ist strafbar und Schadensersatzpflichtig



In the measuring test, buzzers are placed as follows:



DIGISOUND

Halbzeug, Werkstoff

Untolerierte Maße

Zeichn.-Nr.

011219.1S

Maßstab

Ersatz f. Zeichn. Page/Blatt 2 of/von 2

Vervielfält.-Pause Nr.

Arbeitspause Nr.

	Tag	Name	And. zust.	And.-Mittlg. Nr.	Tag	Name
gezeichnet						
bearbeitet	19.12.01					
geprüft	19.12.01					
normgepr.						

F/HU110P 24V B