

HF49FD

MINIATURE POWER RELAY



File No.:E133481



File No.:R50035304



File No.:CQC02001001937



Features

- 5A switching capability
- 3kV dielectric strength (between coil and contacts)
- Slim size (width 5mm, height 12.5mm)
- High sensitive: Min. 120mW
- HF49FD terminals compatible with HFS8 (Output module) and HFS20 SSR
- Sockets available
- Environmental friendly product (RoHS compliant)
- Outline Dimensions: (20.0 x 5.0 x 12.5) mm

CONTACT DATA

Contact arrangement	1A
Contact Resistance	100mΩ (at 1A 6VDC)
Contact material	AgSnO ₂ , AgNi
Contact rating (Res. load)	5A 250VAC/30VDC
Max. switching voltage	250VAC /30VDC
Max. switching current	5A
Max. switching power	1250VA / 150W
Mechanical endurance	2 x 10 ⁷ OPS
Electrical endurance	1 x 10 ⁵ OPS (See approval reports for more details)

CHARACTERISTICS

Insulation resistance	1000MΩ (at 500VDC)	
Dielectric strength	Between coil & contacts	3000VAC 1min
	Between open contacts	1000VAC 1min
Operate time (at nomi.volt.)	10ms max.	
Release time (at nomi.volt.)	5ms max.	
Shock resistance	Functional	98m/s ²
	Destructive	980m/s ²
Vibration resistance	10Hz to 55Hz 1.5mm DA	
Humidity	5% to 85% RH	
Ambient temperature	-40°C to 85°C	
Termination	PCB	
Unit weight	Approx. 3g	
Construction	Wash tight	

Notes: 1) The data shown above are initial values.

2) Please find coil temperature curve in the characteristic curves below.

COIL

Coil power	120 to 180mW
------------	--------------

COIL DATA

at 23°C

Nominal Voltage VDC	Pick-up Voltage VDC	Drop-out Voltage VDC	Max. Allowable Voltage VDC 85°C	Coil Resistance Ω
5	3.50	0.25	6.0	208 x (±10%)
6	4.20	0.30	7.2	300 x (±10%)
9	6.30	0.45	10.8	675 x (±10%)
12	8.40	0.60	14.4	1200 x (±10%)
18	12.6	0.90	21.6	2700 x (±15%)
24	16.8	1.20	28.8	3200 x (±15%)

Notes: 1) All above data are tested when the relays terminals are downward position. Other positions of the terminals, the pick-up and drop-out voltages will have ± 5% tolerance. For example, when the relay terminals are transverse position, the max. pick-up voltage change is 75% of nominal voltage.

2) The max. allowable voltage in the COIL DATA is coil overdrive voltage, it is the instantaneous max. voltage which the relay coil could endure in a very short time.

SAFETY APPROVAL RATINGS

UL&CUL	5A 30VDC L/R =0ms
	5A 250VAC COSØ=1
TÜV	5A 250VAC COSØ=1
	5A 30VDC L/R=0ms

Notes: Only some typical ratings are listed above. If more details are required, please contact us.



HONGFA RELAY

ISO9001, ISO/TS16949, ISO14001, OHSAS18001, IECQ QC 080000 CERTIFIED

2009 Rev. 1.01

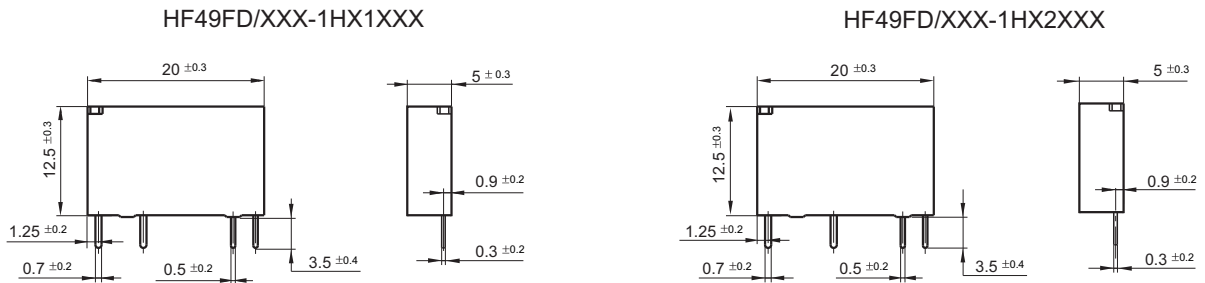
ORDERING INFORMATION

Type	HF49FD / 012 -1H 1 2 G T F (XXX)						
Coil voltage	5, 6, 9, 12, 18, 24VDC						
Contact arrangement	1H: 1 Form A						
Contact version	1: Single contact 2: Bifurcated contact						
Space between terminals (See the following)	1: 5.08mm 2: 7.62mm						
Contact plating	G: Gold plated Nil: No gold plated (Only for single contact)						
Contact material	T: AgSnO ₂ Nil: AgNi						
Insulation standard	F: Class F B: Class B Nil: Class A						
Customer special code							

OUTLINE DIMENSIONS, WIRING DIAGRAM AND PC BOARD LAYOUT

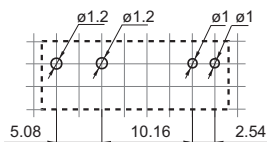
Unit: mm

Outline Dimensions

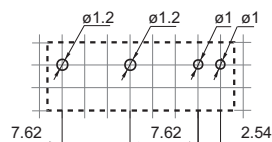


PCB Layout (Bottom view)

HF49FD/XXX-1HX1XXX



HF49FD/XXX-1HX2XXX



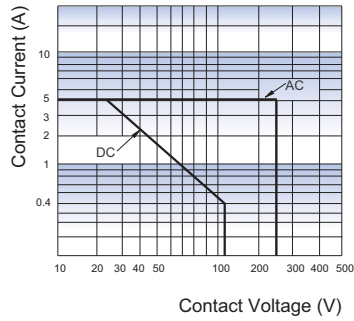
Wiring Diagram (Bottom view)



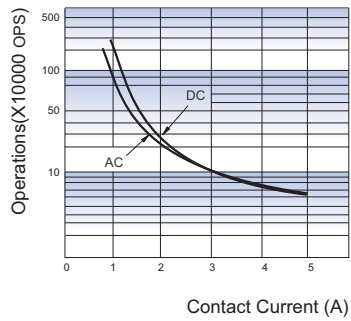
- Remark: 1) In case of no tolerance shown in outline dimension: outline dimension ≤ 1 mm, tolerance should be ± 0.2 mm; outline dimension > 1 mm and ≤ 5 mm, tolerance should be ± 0.3 mm; outline dimension > 5 mm, tolerance should be ± 0.4 mm.
 2) The tolerance without indicating for PCB layout is always ± 0.1 mm.
 3) The width of the gridding is 2.54mm.

CHARACTERISTIC CURVES

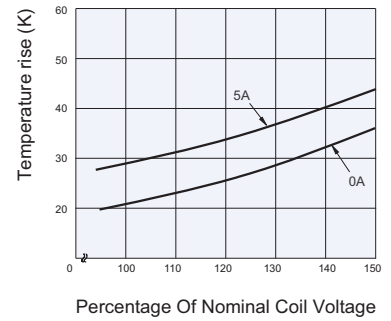
MAXIMUM SWITCHING POWER



ENDURANCE CURVE



COIL TEMPERATURE RISE



Disclaimer

This datasheet is for the customers' reference. All the specifications are subject to change without notice.

We could not evaluate all the performance and all the parameters for every possible application. Thus the user should be in a right position to choose the suitable product for their own application. If there is any query, please contact Hongfa for the technical service. However, it is the user's responsibility to determine which product should be used only.

© Xiamen Hongfa Electroacoustic Co., Ltd. All rights of Hongfa are reserved.