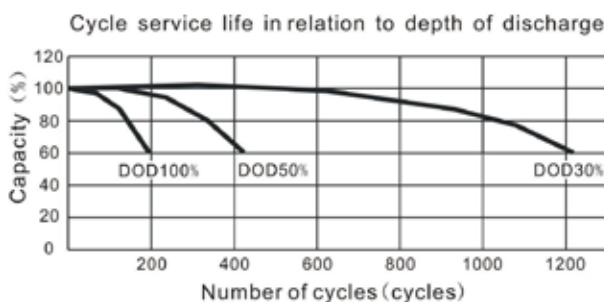
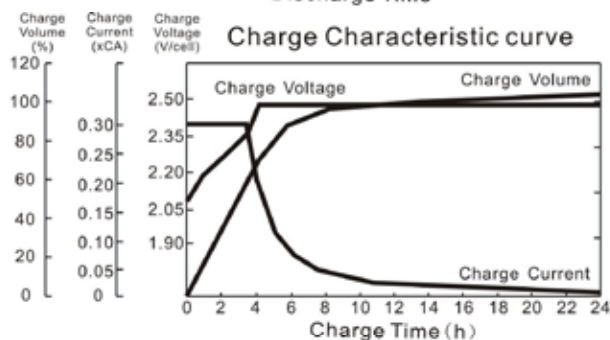
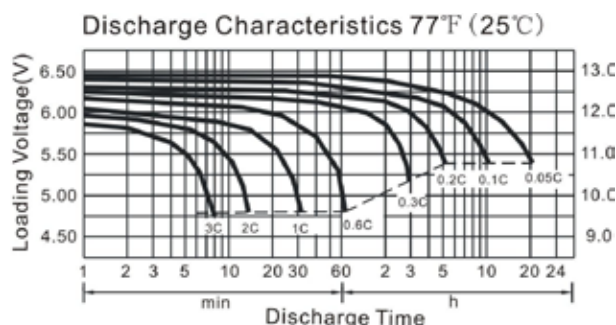


● **Specifications**

Nominal Voltage		12V
Rated Capacity 77°F(25°C) (20HR)		1.3Ah
Dimensions (mm/inch)	Length	97 (3.82)
	Width	43 (1.69)
	Height	52 (2.05)
	Total Height	58 (2.28)
Approx. Weight (kg/lbs)		0.6 (1.32)
Terminal		T1-A

● **Characteristic**

Capacity 77°F(25°C)	20HR (0.065A)	1.30Ah
	10HR (0.121A)	1.21Ah
	5HR (0.221A)	1.10Ah
	1HR (0.793A)	0.79Ah
	15 min rate (2.41A)	0.60Ah
Internal Resistance	Full Charged Battery 77°F(25°C)	Approx. 85mΩ
Temperature dependence of capacity (20HR)	104°F(40°C)	102%
	77°F(25°C)	100%
	32°F(0°C)	85%
	5°F(-15°C)	65%
Self-Discharge 68°F(20°C) (Capacity after)	3 months	90%
	6 months	80%
	12 months	60%
Max. Discharge Current, 77°F(25°C)		19A(5s)
Floating design life, 77°F(25°C)		5 years
Constant Voltage Charge, 77°F(25°C)	Cycle	14.5~14.9V(-24mV/°C) max. current: 0.39 A
	Float	13.6~13.8V(-18mV/°C)



Constant Current Discharge Characteristics (A), 77°F(25°C)

F.V/TIME	5min	10min	15min	30min	60min	2H	3H	5H	8H	10H	20H
1.60V/cell	4.94	3.12	2.41	1.30	0.823	0.464	0.339	0.229	0.153	0.125	0.067
1.70V/cell	4.69	2.96	2.30	1.24	0.793	0.446	0.332	0.225	0.151	0.124	0.066
1.75V/cell	4.60	2.90	2.26	1.22	0.779	0.438	0.325	0.221	0.148	0.121	0.065
1.80V/cell	4.51	2.83	2.22	1.19	0.765	0.430	0.319	0.217	0.147	0.120	0.065

Constant Wattage Discharge Characteristics (Watt), 77°F(25°C)

F.V/TIME	5min	10min	15min	30min	60min	2H	3H	5H	8H	10H	20H
1.60V/cell	8.97	5.72	4.45	2.43	1.55	0.881	0.650	0.443	0.298	0.245	0.132
1.70V/cell	8.60	5.48	4.29	2.34	1.51	0.855	0.641	0.439	0.298	0.245	0.131
1.75V/cell	8.51	5.41	4.25	2.31	1.49	0.846	0.634	0.435	0.294	0.242	0.130
1.80V/cell	8.42	5.34	4.21	2.29	1.48	0.839	0.628	0.431	0.291	0.239	0.130