

PF SERIES


Technical data

Protection class IP40

Operating temperature -10°C ~ +60°C

PF NETWORK PLASTIC BOX

NEW




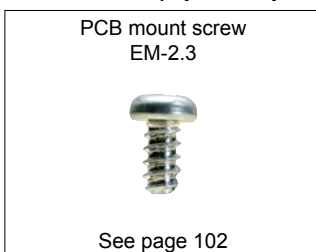
FEATURE

- Flat designed ABS plastic case with double detachable panels.
- Flame resistant ABS (UL94V-0), 8 sizes prepared, available in Off-white and Dark gray color.
- Equipped with built-in bosses for PCB mounting.
- Suitable for WiFi access point, measuring equipment, controller or other various applications.

Components

Ref. #	Part name	Pcs	Material	Color / Finish
1	Top cover	1	Flame resistant ABS (UL94V-0)	Off-white / Dark gray
2	Bottom base	1	Flame resistant ABS (UL94V-0)	Off-white / Dark gray
3	Panel	2	Flame resistant ABS (UL94V-0)	Off-white / Dark gray
4	Self tapping screw	4	Steel	Nickel plated
5	Rubber feet	4	TPV (UL94HB)	Dark gray

Accessories (Optional parts)



APPLICATION EXAMPLE

PF SERIES

Wireless LAN Switch



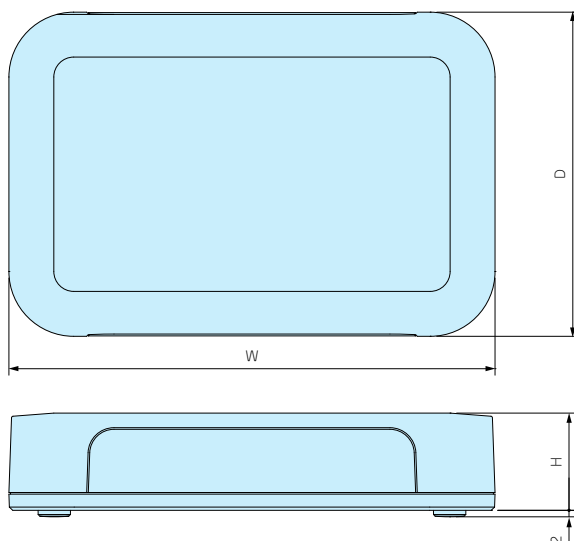
WiFi Access Point



Controller



PF dimensions



Color Type

Color code	Case	Rubber feet
W	Off-white	Dark gray
D	Dark gray	Dark gray

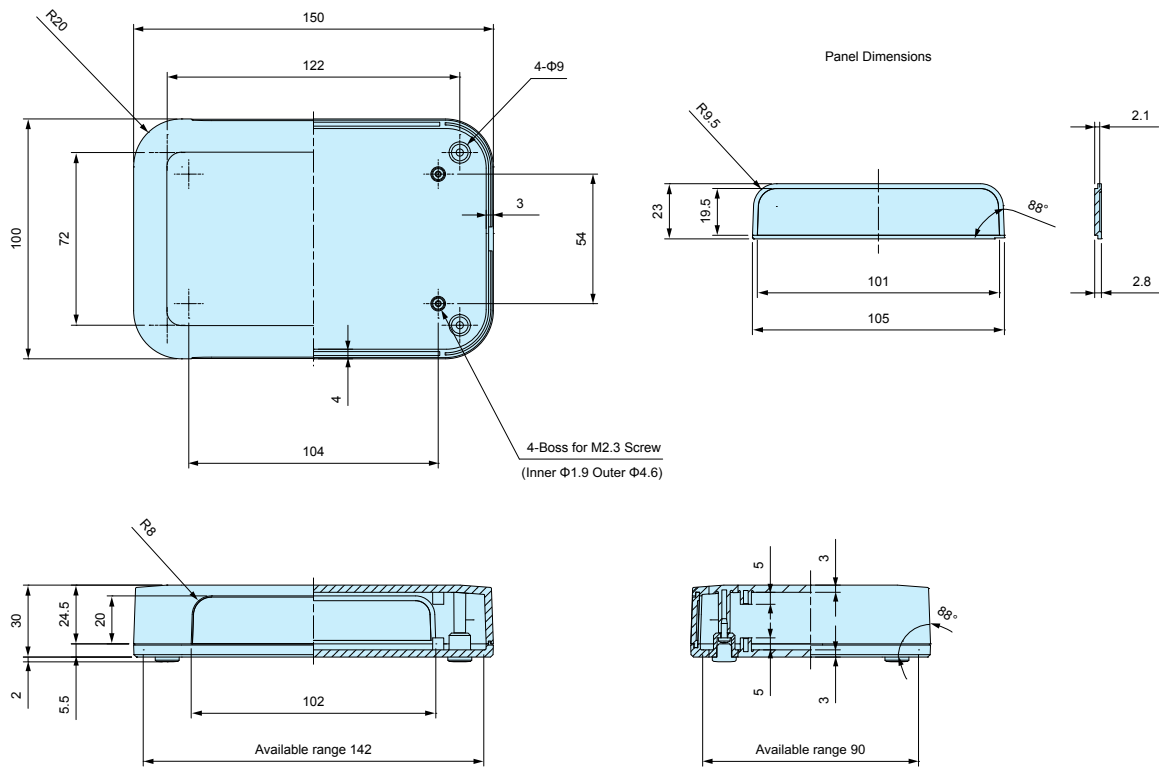
Part no. / Dimensions

• Please suffix color code at the end of part number □ W or D when ordering PF series.

Part no.	W	H	D	Screw size	Weight (g)
PF15-3-10□	150	30	100	Pan head tapping screws M2.5×8	145.5
PF15-5-10□	150	45	100	Pan head tapping screws M2.5×8	166
PF15-3-15□	150	30	150	Pan head tapping screws M2.5×8	207.5
PF15-5-15□	150	45	150	Pan head tapping screws M2.5×8	233.5
PF20-4-13□	200	40	135	Pan head tapping screws M3 ×8	264
PF20-6-13□	200	60	135	Pan head tapping screws M3 ×8	302.5
PF20-4-20□	200	40	200	Pan head tapping screws M3 ×8	368.5
PF20-6-20□	200	60	200	Pan head tapping screws M3 ×8	417

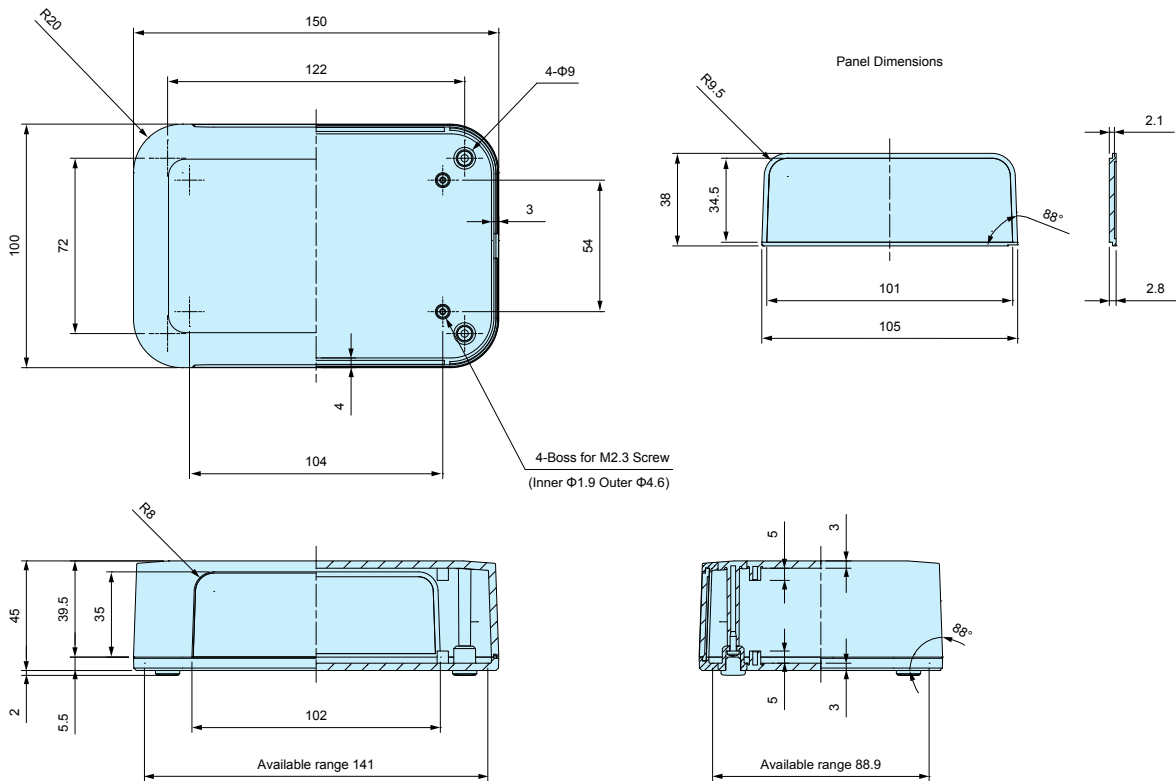
PF15-3-10 dimensions

• CAD data is downloadable from our website.



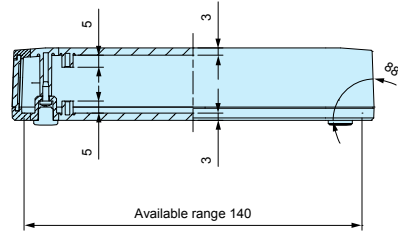
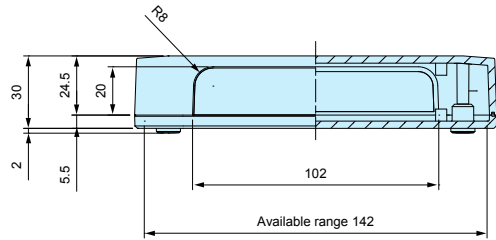
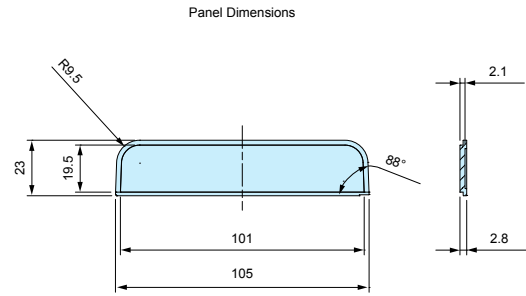
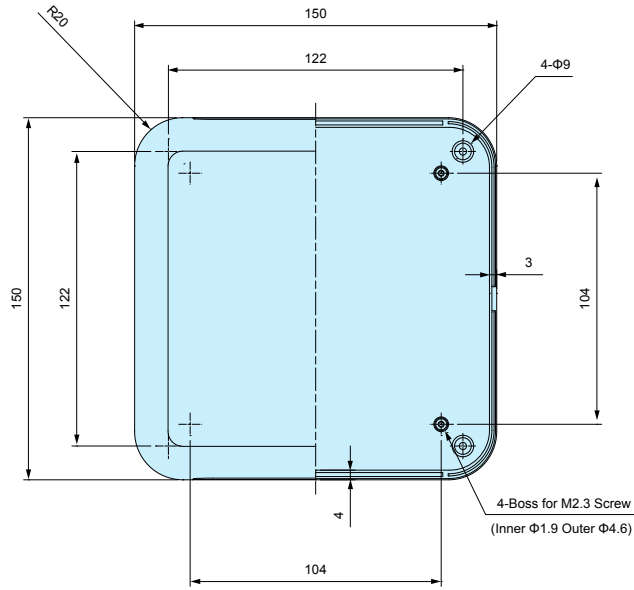
PF15-5-10 dimensions

• CAD data is downloadable from our website.



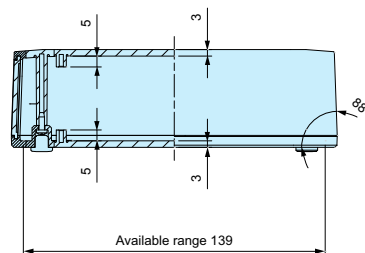
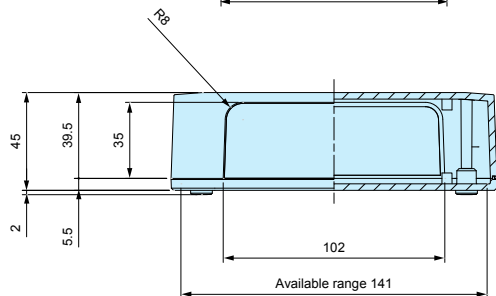
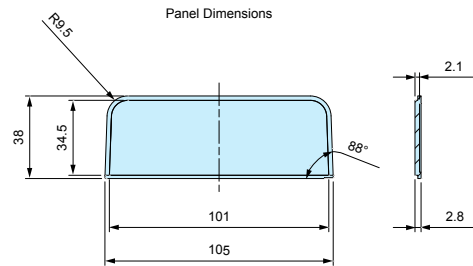
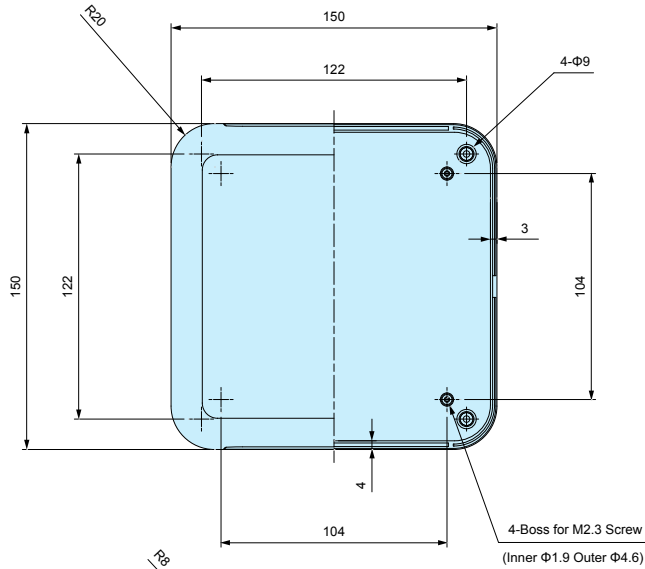
• CAD data is downloadable from our website.

PF15-3-15 dimensions



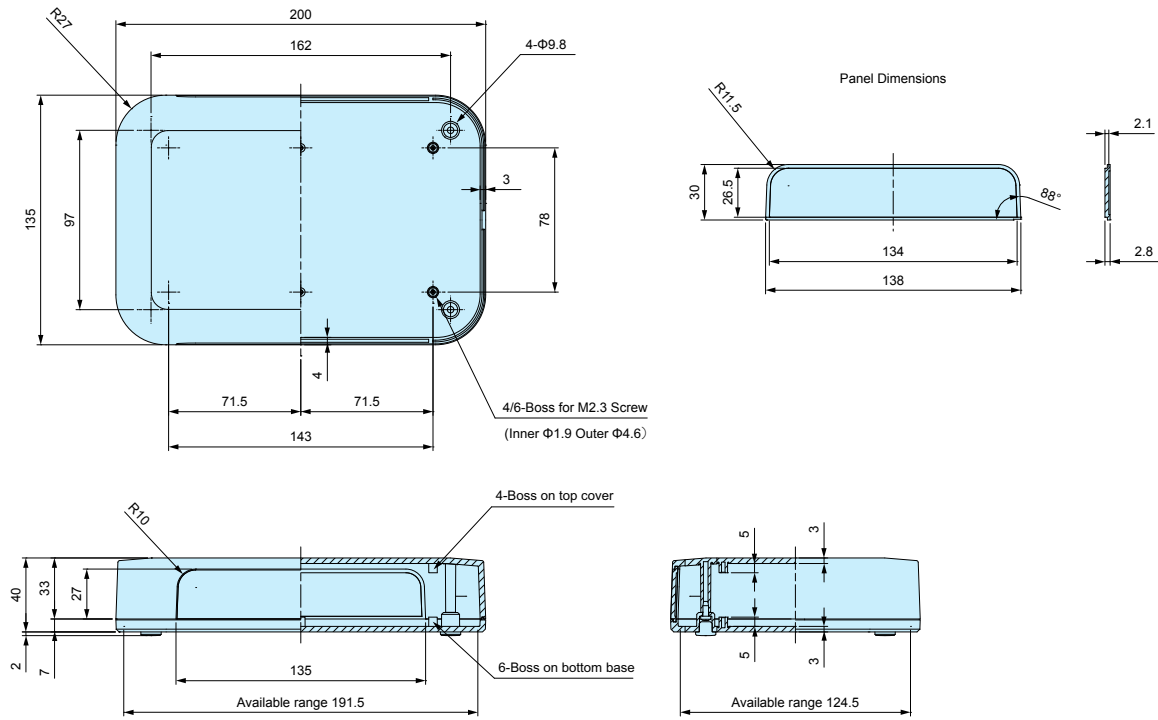
PF15-5-15 dimensions

• CAD data is downloadable from our website.



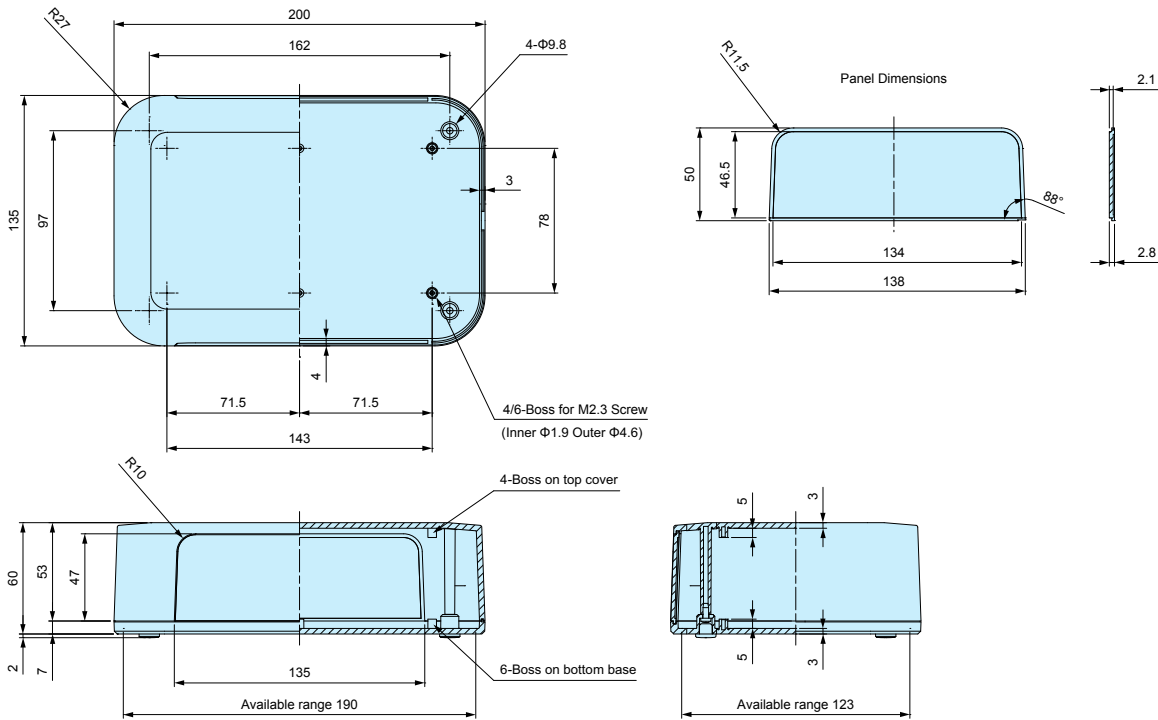
PF20-4-13 dimensions

• CAD data is downloadable from our website.



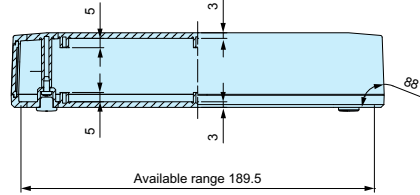
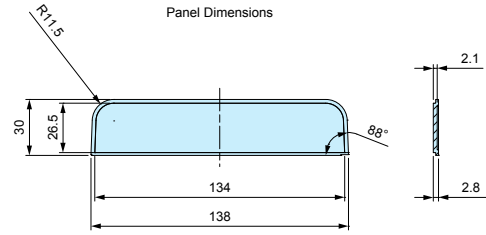
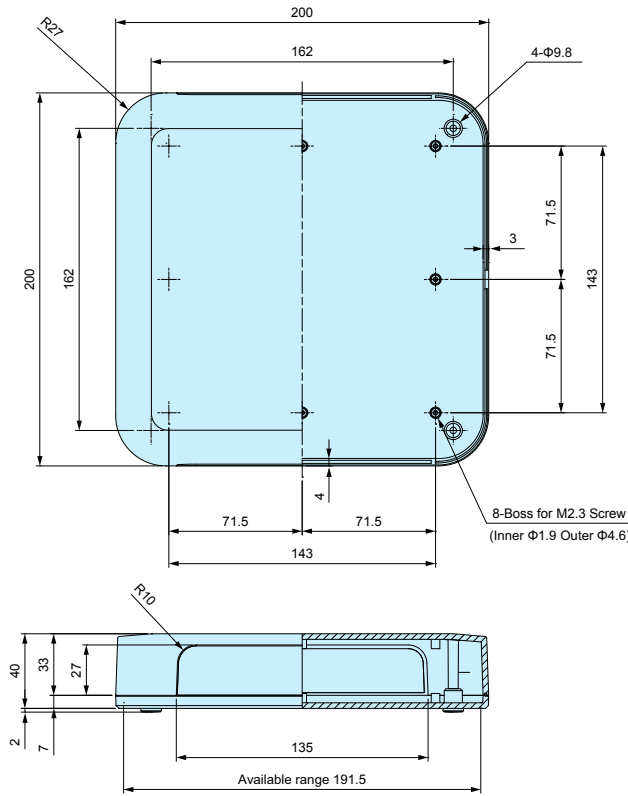
PF20-6-13 dimensions

• CAD data is downloadable from our website.



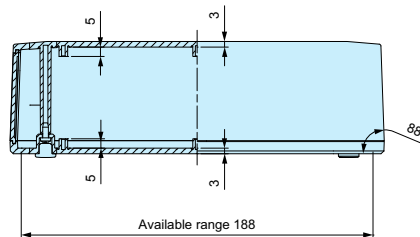
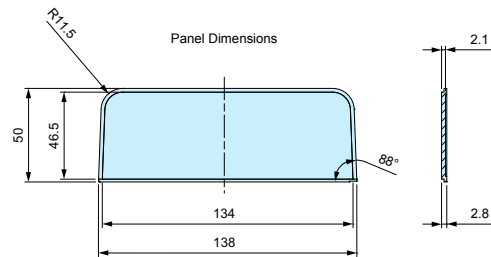
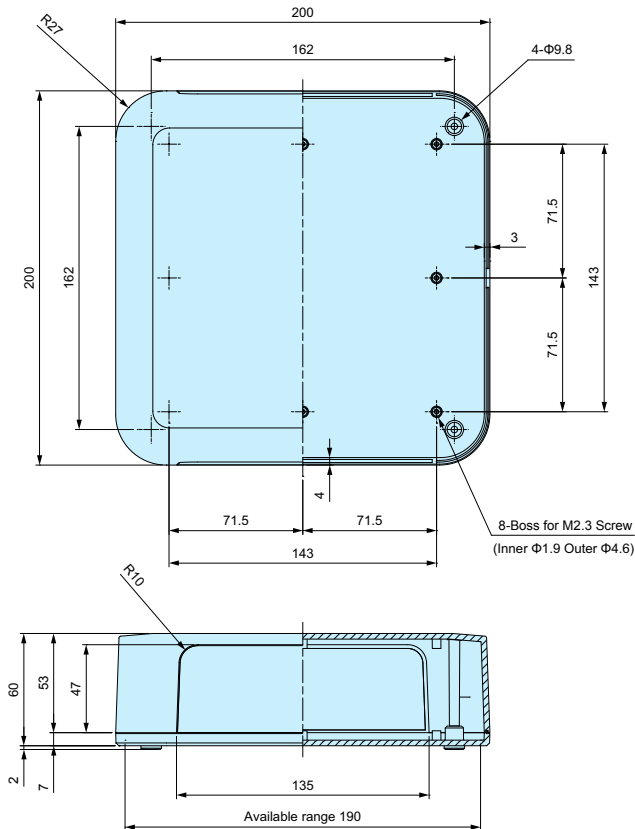
• CAD data is downloadable from our website.

PF20-4-20 dimensions



PF20-6-20 dimensions

• CAD data is downloadable from our website.



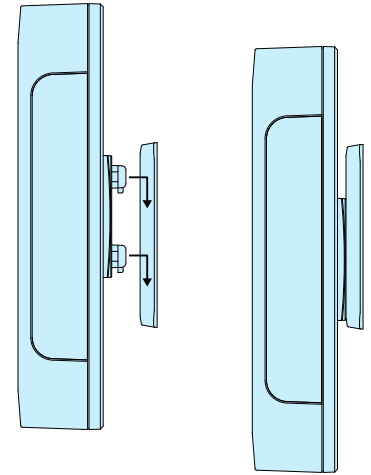
WM SERIES

Accessories (Optional parts)

WM WALL SUSPENSION BRACKET

NEW

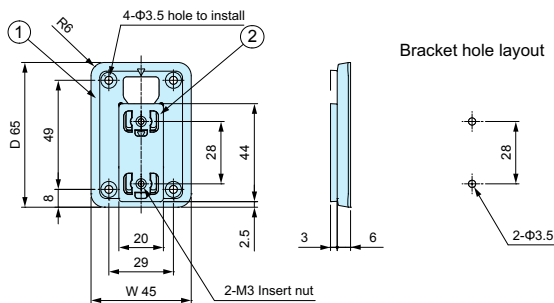
How to install



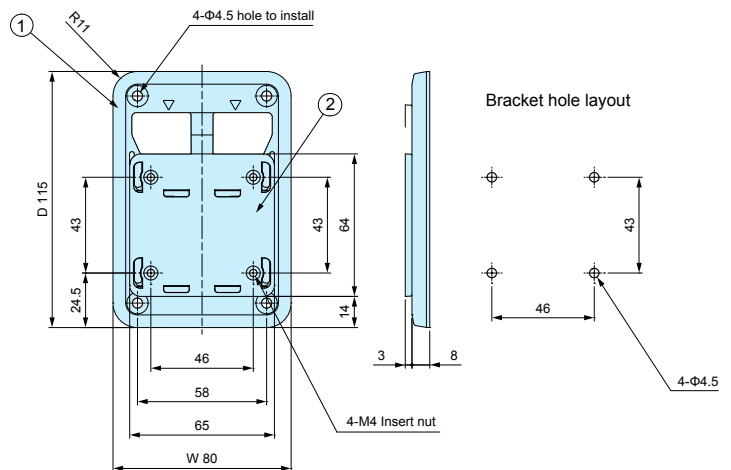
FEATURE

- Plastic wall mounting bracket. Easy on/off with the sliding hooks.
- Large and Small brackets are prepared for case size to install.
- Applicable not only PF series but also other plastic/metal enclosures which have the panel thickness from 0.8mm to 3.5mm.
- Hole milling is required to fix onto the case.

WM-1 dimensions



WM-2 dimensions



Components

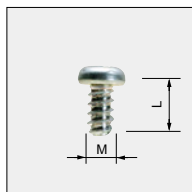
Ref. #	Part name	Pcs	Material	Color / Finish
1	Mounting base	1	PC+ABS(UL94HB)	Off-white / Dark gray
2	Suspension hook	1	PC+ABS(UL94HB)	Off-white / Dark gray
-	Insert nut	2/4	Brass	Unfinished
-	Screw	2	M3x8 Steel Binding = WM-1	Nickel plated
-	Screw	4	M4x8 Steel Binding = WM-2	Nickel plated

Part no. / Dimensions

Part no.	W	D	Color	Screw finish	Mountable Thickness	Max load (kg)	Weight (g)
WM-1W	45	65	Off-white	Nickel plated	t0.8 ~ t3.5	2	11.5
WM-1D	45	65	Dark gray	Nickel plated	t0.8 ~ t3.5	2	11.5
WM-2W	80	115	Off-white	Nickel plated	t0.8 ~ t3.5	5	48
WM-2D	80	115	Dark gray	Nickel plated	t0.8 ~ t3.5	5	48

EM·MR SERIES

EM TAPPING SCREW



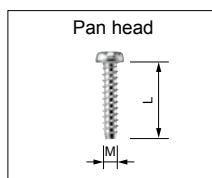
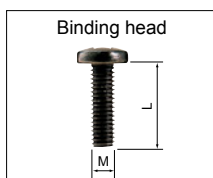
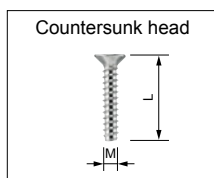

- Self-tapping screws for mounting PCB on bosses or standoffs.
- EM-3-6 self-tapping screws are suitable for mounting 1.6mm or thicker PCB.

Part no. / Dimensions

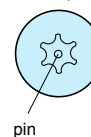
1 pack = 50 pcs

Part no.	M	L	Material	Color / Finish	Sales unit	Applicable enclosure
EM-1.6	1.6	4	Steel	Trivalent chromate	50	CSS-CS-PS
EM-2	2	5	Steel	Trivalent chromate	50	TW·TWN·TWF (M2 size only)
EM-2.3	2.3	6	Steel	Trivalent chromate	50	LC·RG TW·TWN·TWF (M2.3 size only)
EM-3	3	5	Steel	Trivalent chromate	50	TW·TWN·TWF (M3 size only)
EM-3-6	3	6	Steel	Trivalent chromate	50	SS·SS-N·PR·SU·OP·PW·SY·SYH·GB·SB·PC·PK SX·EPR·YX·GHA·LM·SGP·SGM·GC

MR TORX SCREW



With pin



★ Without pin



*Note: MR2.6-10□, MR3-14□, and MR1.6-6S are without pin.



Part no. / Dimensions

★Mark = Without pin

1 pack = 20 pcs

Screw type	Part no.	M	L	TROX head no.	Material	Finish	Suitable enclosure
Countersunk head tapping screw	MR2.6-10S ★	2.6	10	T 8	Steel	Nickel plated	TW5-2-5 · 5-3-5 TW/TWN4-2-5 · 4-2-6 · 4-2-8 · 5-2-7 · 5-3-7 · 5-4-7 · 8-2-8 · 8-4-8 TWF5-2-7 · 5-3-7 · 5-4-7
	MR2.6-10B ★	2.6	10	T 8	Steel	Trivalent chromate	
	MR2.6-14S	2.6	14	T 8	Steel	Nickel plated	LC/LCS/LCT115-N · F2 · F3 TW/TWN7-2-11 · 7-4-11 · 7-5-11
	MR2.6-18S	2.6	18	T 8	Steel	Nickel plated	LC/LCS/LCT115H-N · F2 · F3 · M2 · 9V LC/LCS/LCT135-N · F4 · M2 · M3 · 9V LC/LCS/LCT135H-N · F4 · M2 · M3 · 9V LC/LCS/LCT165-N · M4 LC/LCS/LCT165H-N · M4
	MR3 -14S ★	3	14	T10	Steel	Nickel plated	TW5-3-10 TW/TWN5-3-9 · 7-3-13 · 7-5-13 · 9-4-17 · 9-6-17 TWF7-3-13 · 7-5-13 · 9-4-17 · 9-6-17
	MR3 -14B ★	3	14	T10	Steel	Trivalent chromate	
Binding head screw	MR2.5- 8ST	2.5	8	T 8	SUS	Unfinished	WP9-13-3 · 10-10-3 · 11-15-3
	MR2.5-16ST	2.5	16	T 8	SUS	Unfinished	WP9-13-4 · 10-10-4 · 11-15-4
Pan head tapping screw	MR1.6- 6S ★	1.6	6	T 3	Steel	Nickel plated	CS · CSS
	MR2.5- 8PS	2.5	8	T 8	Steel	Nickel plated	PF15-3-10 · 15-5-10 · 15-3-15 · 15-5-15
	MR2.6-12PS	2.6	12	T 8	Steel	Nickel plated	LCT/LCS/LC115-F2 · F3
	MR2.6-14PS	2.6	14	T 8	Steel	Nickel plated	LCT/LCS/LC115H-F2 · F3 · M2 · 9V LCT/LCS/LC135-F4 · M2 · M3 · 9V LCT/LCS/LC135H-F4 · M2 · M3 · 9V LCT/LCS/LC165-M4 LCT/LCS/LC165H-M4
	MR3 - 8PS	3	8	T10	Steel	Nickel plated	PF20-4-13 · 20-6-13 · 20-4-20 · 20-6-20