
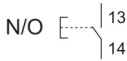




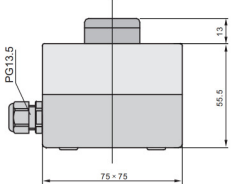






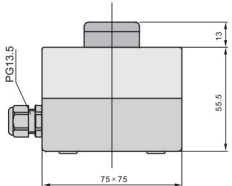






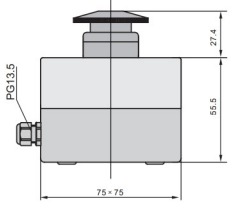




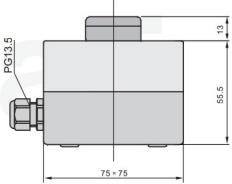

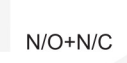


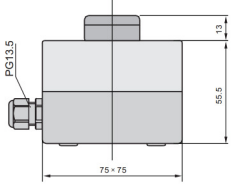

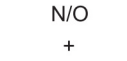




# SDL16

## Control box series

Control Switch	Description	Contact	Symbol	Type	Contour
 SDL16-JBPC1A1	1 green flush pushbutton spring return	N/O 	   	SDL16-JBPC1AH29 SDL16-JBPC1A2 SDL16-JBPC1A3 SDL16-JBPC1A1	
 SDL16-JBPC1B1	1 red flush pushbutton spring return	N/C 	   	SDL16-JBPC1BH29 SDL16-JBPC1B4 SDL16-JBPC1B1 SDL16-JBPC1B2	
 SDL16-JBPC1CH29	spring return 1 red mushroom head pushbutton, $\Phi$ 40mm Turn to release	N/C 	   	SDL16-JBPC1C1H29 SDL16-JBPC1C1 SDL16-JBPC1CH29 SDL16-JBPC1C	
 SDL16-JBPC1AB	1 Double head pushbutton spring return	N/O+N/C 	 	SDL16-JBPC1AB	
 SDL16-JBPC1CW	1 Double head pushbutton Double-head with lamp button	N/O+N/C 	 	SDL16-JBPC1CW	
 SDL16-JBPC2AD	2 holes control box green flush pushbutton spring return 1 key switch 2-position stay put	N/O + N/C 	 	SDL16-JBPC2AD	