





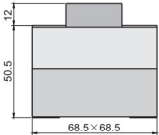






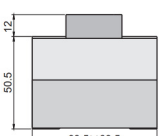





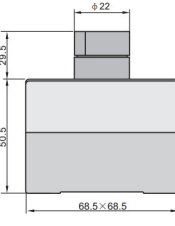




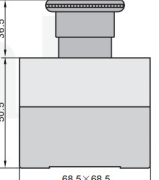






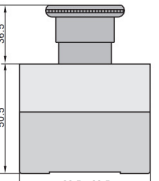

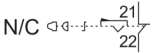




LAY5

Control box series

Control Switch	Description	Contact	Symbol	Type	Contour
 <p>LAY5-B101 (XAL-B101)</p>	1 green flush pushbutton spring return IP40/54	N/O  13 14	   	LAY5-B101H29 LAY5-B102 LAY5-B103 LAY5-B101	
 <p>LAY5-B112 (XAL-B112)</p>	1 red flush pushbutton spring return marked IP40/54	N/C  21 22	   	LAY5-B111H29 LAY5-B114 LAY5-B111 LAY5-B112	
 <p>LAY5-B132H29 (XAL-B132H29)</p>	1 selector switch 2-position stay put standard black handle IP40/54	N/O  11 13 14	  	LAY5-B132H29 LAY5-B134H29 LAY5-B132	
 <p>LAY5-B164 (XAL-B164)</p>	1 red mushroom head pushbutton Φ40mm, spring return IP40/54	N/C  21 22	 	LAY5-B164H29 LAY5-B164	
 <p>LAY5-J174H29 (XAL-J174H29)</p>	1 red mushroom head pushbutton, Φ40mm, latching Turn to release IP40/54	N/C  21 22	   	LAY5-J174H29 LAY5-J174	
 <p>LAY5-J188H29 (XAL-J188H29)</p>	1 red mushroom head pushbutton, Φ40mm, latching Key release (Key n° 445) IP40/54	N/C  21 22	 	LAY5-J188H29 LAY5-J188	