SWITCH / ROTARY SWITCH

SR26

ROTARY SWITCH UP TO 0.3A/ 125V
Optional actuator, 1~12 positions

PDF Download Get Information

ZOOM IN

Feature

Electrical Rating

- Load Rating: 125VAC 0.3A; DC30V/1A
- Contact Resistance: ≦25mΩ Initial
  ≦50mΩ after 10000 cycles
- Insulation Resistance: DC 500V 100MΩ MIN.
- Dielectric Strength: AC 500V 1 minute.
- Timing: Shorting or Non-shorting

Environmental

- Temperature: 10℃ 60℃
- Humidity: RH 30 90

Mechanical Characteristics

- Operation force: 600 g ± 300 g
- Soldering: 300 ℃ 3 sec.
- Life: 10,000 cycles.

Remark

There are silicon grease in the contactors, Super-sonic cleaning are prohibited.

Specification

SR26 — NS — 1 — 1 — 12 P NS

SERIES SYMBOL	POSITON ANGLE	TIMING	DECK	POLE	POSITION	TERMINAL	ROTATION
	30 ° (STD.) B 60 ° (6 POLES max.)	SHORTING NS NON SHORTING	1	1 2 3 4	2~12	SOLDER TERMINAL P PC TERMINAL	WITH STOP NS NONE STOP

(M10) 22 F - D6.35

SCREW	ACTUATOR HEIGHT	ACTUATOR TYPE	ACTUATOR DIA
3/8" -32 M10 M10 P0.75	18 (mm) 22 (mm) 38 (mm) * 14 (mm) (only Ø 6*5mm actuator dia.)	F FLAT R ROUND (22R,38R only)	Ø 6*4.5 mm Ø 6.35*5 mm

Ex.SR26-NS-1-1-12(M10)38R-D6.35

SR26-NS-1-2-6P(M10)14F

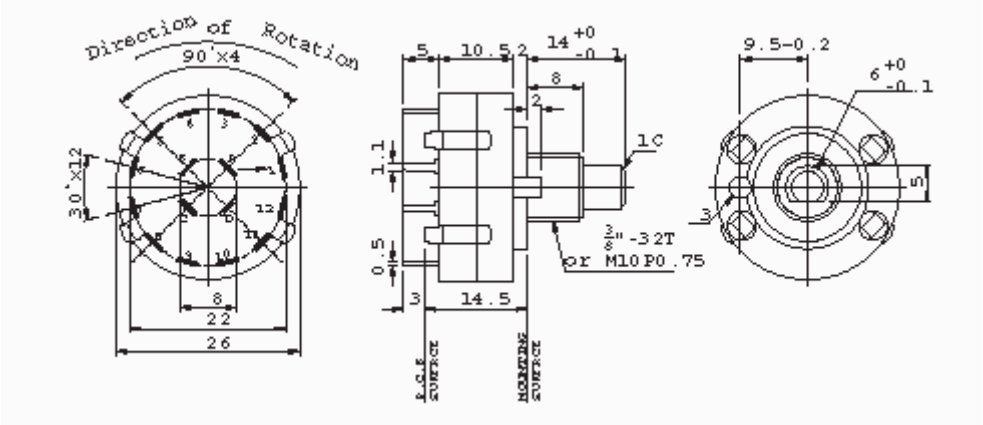

SR26-NS-1-4-3-38R

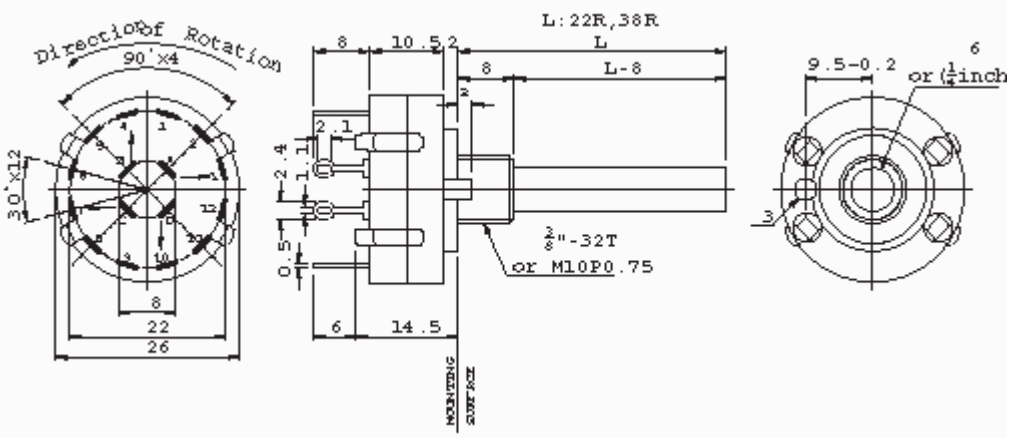

SR26-NS-1-3-4-18F

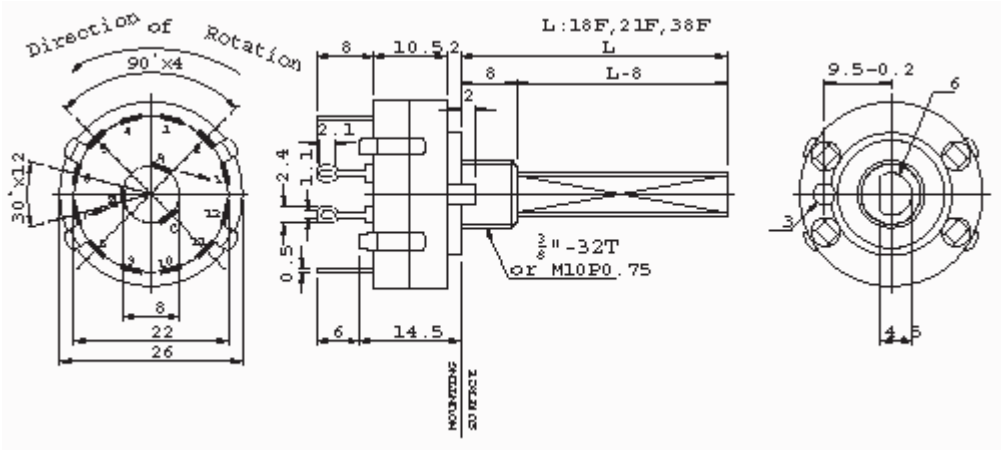

Start Print

Canal Components Inc. Tel:+886-2-29161263 Fax:+886-2-29117574
Copyright ©2009 Canal Components Inc.. All rights reserved.