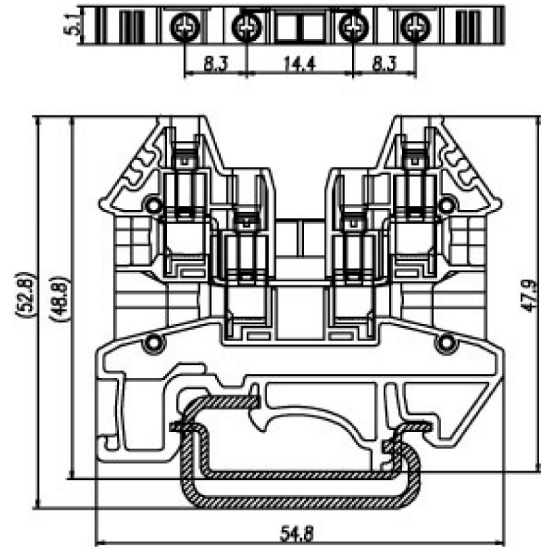





DIN Rail terminal blocks / DK..N-TR series



DK2.5N-TR



Approval	 	
Technical Data	UL	IEC
Rated voltage	600V	1000V
Rated current	20A	24A
Conductor cross-section, solid (AWG / mm ²)	22~12 / 0.14~2.5	
Conductor cross-section, flexible (AWG / mm ²)	22~12 / 0.14~2.5	
Rated impulse withstand voltage	6KV	
Torque (N-m)	0.4	
Screw	M2.5	
Wire strip length	9~11mm	
Insulating material	PA	
TxHxW (mm)	5.1 x 47.9 x 54.8	
Optional color	Cat. No.	
●	DK2.5N-TR-RD	
●	DK2.5N-TR-BL	
●	DK2.5N-TR-BK	
●	DK2.5N-TR-OR	



	Accessories	Cat. No.
End cover		DK2.5NC-TR
Partition		
Small partition		DKNSPS-001
Insertion bridge	2 way	DSS2.5N-02P
	:	:
	:	:
Insertion bridge	10 way	DSS2.5N-10P
	:	:
	:	:
Insertion bridge	2 way	CSC-2.502PN
	:	:
	:	:
Insertion bridge	10 way	CSC-2.510PN
	:	:
	:	:
Screw-on bridge		
Marking label		TM26
Mounting Rail		TS-35 / TS-32
Tool		