

DK..N-PE Series

- Grounding terminal blocks
  Strong clamps ensure tight fixation on DIN rails to achieve grounding function
- High conductivity and low resistance conductor
  High reliability and robust design adapts vibration and harsh thermal variation to prevent terminal connection fault
- IEC60947-7-1 & UL1059 compliance

DK..N-PE



DK2.5N-PE

DK4N-PE



DK6N-PE

Approval		
Technical Data	UL	IEC
Rated voltage		
Rated current		
Conductor cross-section, solid(AWG/mm²)	28～12 / 0.14～2.5	
Conductor cross-section, flexible (AWG/mm²)	28～12 / 0.14～2.5	
Rated impulse withstand voltage	6KV	
Torque(N-m)	0.4	
Screw	M2.5	
Wire strip length	8～10mm	
Insulating material	PA	
TxHxW(mm)	5.1 x 40.95 x 45.4	
Optional color	Cat. No.	

Approval		
Technical Data	UL	IEC
Rated voltage		
Rated current		
Conductor cross-section, solid(AWG/mm²)	28～10 / 0.14～4	
Conductor cross-section, flexible (AWG/mm²)	28～10 / 0.14～4	
Rated impulse withstand voltage	6KV	
Torque(N-m)	0.6	
Screw	M3	
Wire strip length	8～10mm	
Insulating material	PA	
TxHxW(mm)	6.1 x 40.95 x 45.4	
Optional color	Cat. No.	

Approval		
Technical Data	UL	IEC
Rated voltage		
Rated current		
Conductor cross-section, solid(AWG/mm²)	20～8 / 0.2～6	
Conductor cross-section, flexible (AWG/mm²)	20～8 / 0.2～6	
Rated impulse withstand voltage	8KV	
Torque(N-m)	1.2	
Screw	M4	
Wire strip length	11～13mm	
Insulating material	PA	
TxHxW(mm)	8 x 45.7 x 46.4	
Optional color	Cat. No.	

Accessaries	Cat. No.	Accessaries	Cat. No.	Accessaries	Cat. No.
End cover	DK2.5NC-PE		DK2.5NC-PE		DK6NC-PE
Partition					
Small partition					
Insertion bridge					
Insertion bridge					
Screw-on bridge					
Marking label	TM26		TM27		TM28
Mounting Rail	TS-35		TS-35		TS-35
Tool					