






Product Approval Sheet

Customer :

Issued no : 2011. 11. 21.

Revision no :

- Product description : Metallized Polyester film capacitors
- Product code : PCMT 369F4U105
- Application :

CUSTOMER			
PILKOR	Checked	Confirmed	Approved
			

Headquarters : 381, Woncheon-dong, Yeong tong-gu, Suwon-si, Gyeonggi-do, Korea

PILKOR Electronics Co., Ltd.

TEL. +82-31-217-2500

FAX. +82-31-217-7465

China factory : No 25 Zoutai South Road Rongcheng City, Shandong Province China

Rongcheng PILKOR Electronics Co., Ltd.

TEL. +86-631-755-6001~3

FAX, +86-631-755-6004

* Please send it back to us before placing order.

(Contents)

1.		Page 1
	(General)	
2.		Page 12
	(Characteristics)	
3.		Page 14
	(Mark & Packing)	
4.		Page 17
	(Test Requirements)	
*	(Material) LIST	

TYPE SPECIFICATION

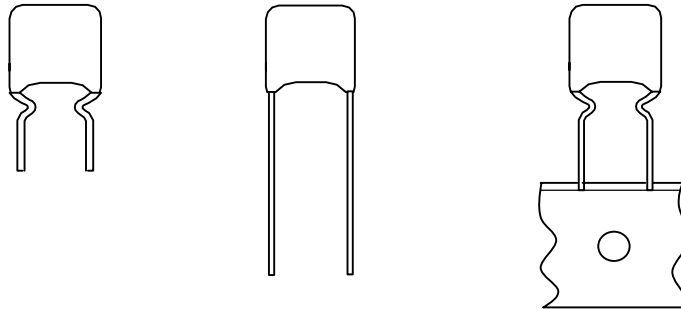
PILKOR ELECTRONICS CO., LTD.

Metallized Polyester film capacitors

PCMT 369

MKT RADIAL LACQUERED CAPACITORS (Dipped Type) - BROWN

Pitch 10/15/20/22.5/27.5 mm (reduced pitch ; 7.5mm)



QUICK REFERENCE DATA

Capacitance range (E12 series)	0.01 to 10 μ F
Capacitance tolerance	$\pm 5\%$, $\pm 10\%$
Rated voltage V_{Rdc}	100 V, 250 V, 400 V, 630 V
Climatic category	55/105/56
Temperature range	-55 $^{\circ}$ C ~ +105 $^{\circ}$ C
Reference specification	IEC 60384-2
Coating material	Qualified in accordance with UL94V-0

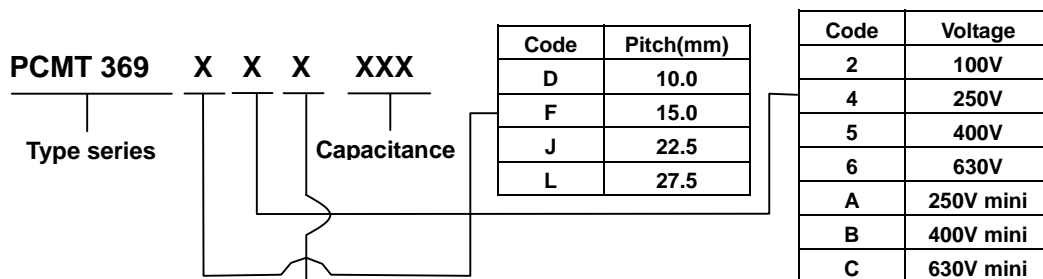
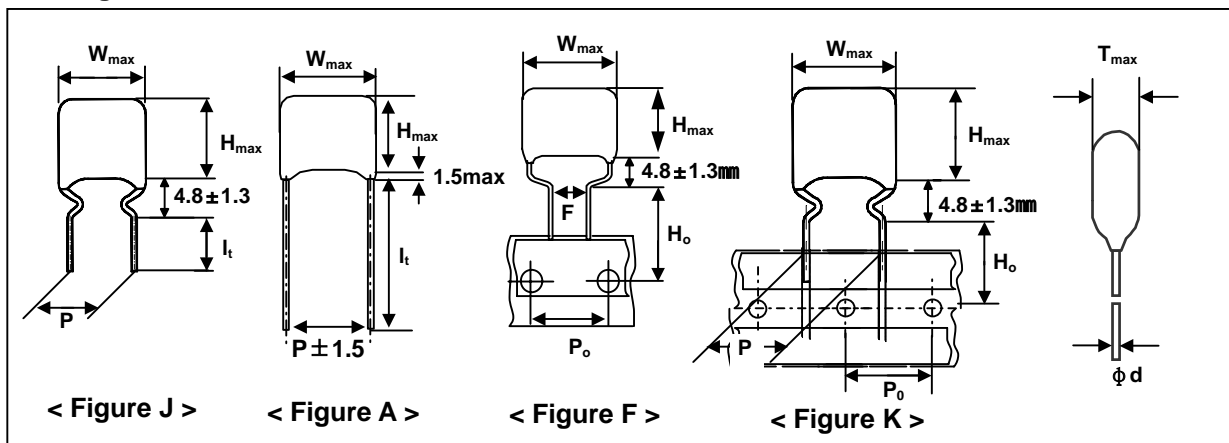
FEATURES	APPLICATIONS
<ul style="list-style-type: none"> . Low inductive wound cell of Metallized (PETP) film . Cell protected by epoxy lacquer . Radial leads of solder coated wire . Withstand solvents and rinsing liquids 	<ul style="list-style-type: none"> . Blocking and coupling . Bypass and energy reservoir application

- Please refer to caution and warning at <http://www.pilkor.co.kr/download/Introductions.pdf> before using these products.

Metallized Polyester film capacitors

PCMT 369

Ordering Information



Available versions						Product (W_{max})			
Code	Packing method	C-tol.	Lead Figure	Lead length & Height	Hole to hole (P_o)	12.5	18.0	26.0	31.0
						Pitch (P)			
T	Loose in box	$\pm 10\%$	A	$l_t = 20.0\text{mm}(\text{min.})$	-	10.0	15.0	22.5	27.5
U	Loose in box	$\pm 5\%$	A	$l_t = 20.0\text{mm}(\text{min.})$	-	10.0	15.0	22.5	27.5
3	Loose in box	$\pm 10\%$	J	$l_t = 4.5 \pm 0.5\text{mm}$	-	10.0	15.0	22.5	27.5
4	Loose in box	$\pm 5\%$	J	$l_t = 4.5 \pm 0.5\text{mm}$	-	10.0	15.0	22.5	27.5
5	Ammo packing	$\pm 10\%$	K	$H_o = 16.0\text{mm}$	12.7mm	10.0	15.0	22.5	-
6	Ammo packing	$\pm 5\%$	K	$H_o = 16.0\text{mm}$	12.7mm	10.0	15.0	22.5	-
P	Ammo packing	$\pm 10\%$	F	$H_o = 16.0\text{mm}$	15.0mm	7.5	7.5	-	-
Q	Ammo packing	$\pm 5\%$	F	$H_o = 16.0\text{mm}$	15.0mm	7.5	7.5	-	-

Metallized Polyester film capacitors

PCMT 369

 $V_{Rdc} = 100 \text{ V}$ $V_{Rac} = 63 \text{ V}$

Cap ($\mu \text{ F}$)	$W_{max} \times H_{max} \times T_{max}$ (mm)	mass (g)	CATALOGUE NUMBER	
			PCMT 369	
			loose in box	
			It = 4.5 \pm 0.5 mm	
		C-tol. \pm 5 %	C-tol. \pm 10 %	
Pitch = 10.0 \pm 0.4 mm		$d_t = 0.6 \text{ mm } +0.06 / -0.05$		
0.39	12.5 x 10.5 x 5.0	0.5	PCMT 369D24394	PCMT 369D23394
0.47	12.5 x 11.0 x 5.5	0.6	PCMT 369D24474	PCMT 369D23474
0.56	12.5 x 11.5 x 6.0	0.7	PCMT 369D24564	PCMT 369D23564
0.68	12.5 x 12.0 x 6.5	0.8	PCMT 369D24684	PCMT 369D23684
0.82	12.5 x 12.0 x 6.5	0.8	PCMT 369D24824	PCMT 369D23824
1.0	12.5 x 12.0 x 6.5	0.8	PCMT 369D24105	PCMT 369D23105
Pitch = 15.0 \pm 0.4 mm		$d_t = 0.6 \text{ mm } +0.06 / -0.05$		
0.82	18.0 x 11.0 x 5.5	0.9	PCMT 369F24824	PCMT 369F23824
1.0	18.0 x 11.5 x 6.0	1.1	PCMT 369F24105	PCMT 369F23105
1.2	18.0 x 12.0 x 6.5	1.3	PCMT 369F24125	PCMT 369F23125
1.5	18.0 x 12.5 x 7.5	1.6	PCMT 369F24155	PCMT 369F23155
Pitch = 15.0 \pm 0.4 mm		$d_t = 0.8 \text{ mm } +0.08 / -0.05$		
1.8	18.0 x 13.5 x 8.0	1.9	PCMT 369F24185	PCMT 369F23185
2.2	18.0 x 14.5 x 9.0	2.2	PCMT 369F24225	PCMT 369F23225
Pitch = 22.5 \pm 0.4 mm		$d_t = 0.8 \text{ mm } +0.08 / -0.05$		
2.7	26.0 x 15.5 x 6.5	2.6	PCMT 369J24275	PCMT 369J23275
3.3	26.0 x 16.0 x 7.5	3.0	PCMT 369J24335	PCMT 369J23335
3.9	26.0 x 17.0 x 8.0	3.5	PCMT 369J24395	PCMT 369J23395
4.7	26.0 x 17.5 x 9.0	4.0	PCMT 369J24475	PCMT 369J23475
5.6	26.0 x 18.5 x 10.0	4.6	PCMT 369J24565	PCMT 369J23565
6.8	26.0 x 20.0 x 11.0	5.2	PCMT 369J24685	PCMT 369J23685

Metallized Polyester film capacitors

PCMT 369

 $V_{Rdc} = 250 V$ $V_{Rac} = 160 V$

Cap (μF)	$W_{max} \times H_{max} \times T_{max}$ (mm)	mass (g)	CATALOGUE NUMBER	
			PCMT 369	
			loose in box	
			It = 4.5 \pm 0.5 mm	
			C-tol. \pm 5 %	C-tol. \pm 10 %
Pitch = 10.0 \pm 0.4 mm			$d_t = 0.6 \text{ mm } +0.06 / -0.05$	
0.10	12.5 x 9.5 x 4.5	0.3	PCMT 369D44104	PCMT 369D43104
0.12	12.5 x 10.0 x 4.5	0.4	PCMT 369D44124	PCMT 369D43124
0.15	12.5 x 10.5 x 5.0	0.4	PCMT 369D44154	PCMT 369D43154
0.18	12.5 x 10.5 x 5.5	0.5	PCMT 369D44184	PCMT 369D43184
0.22	12.5 x 11.0 x 6.0	0.6	PCMT 369D44224	PCMT 369D43224
Pitch = 15.0 \pm 0.4 mm			$d_t = 0.6 \text{ mm } +0.06 / -0.05$	
0.22	18.0 x 10.0 x 5.0	0.6	PCMT 369F44224	PCMT 369F43224
0.27	18.0 x 10.5 x 5.0	0.7	PCMT 369F44274	PCMT 369F43274
0.33	18.0 x 10.5 x 5.5	0.8	PCMT 369F44334	PCMT 369F43334
0.39	18.0 x 11.0 x 6.0	1.0	PCMT 369F44394	PCMT 369F43394
0.47	18.0 x 11.5 x 6.0	1.2	PCMT 369F44474	PCMT 369F43474
0.56	18.0 x 12.0 x 7.0	1.5	PCMT 369F44564	PCMT 369F43564
0.68	18.0 x 13.0 x 7.5	1.9	PCMT 369F44684	PCMT 369F43684
Pitch = 15.0 \pm 0.4 mm			$d_t = 0.8 \text{ mm } +0.08 / -0.05$	
0.82	18.0 x 14.0 x 8.5	2.3	PCMT 369F44824	PCMT 369F43824
1.0	18.0 x 17.0 x 8.0	2.8	PCMT 369F44105	PCMT 369F43105
Pitch = 22.5 \pm 0.4 mm			$d_t = 0.8 \text{ mm } +0.08 / -0.05$	
1.2	26.0 x 15.5 x 6.5	3.3	PCMT 369J44125	PCMT 369J43125
1.5	26.0 x 16.0 x 7.5	3.8	PCMT 369J44155	PCMT 369J43155
1.8	26.0 x 17.0 x 8.5	4.4	PCMT 369J44185	PCMT 369J43185
2.2	26.0 x 18.0 x 9.5	4.9	PCMT 369J44225	PCMT 369J43225
2.7	26.0 x 19.0 x 10.5	5.3	PCMT 369J44275	PCMT 369J43275
3.3	26.0 x 20.5 x 11.5	5.6	PCMT 369J44335	PCMT 369J43335
3.9	26.0 x 21.5 x 13.0	6.4	PCMT 369J44395	PCMT 369J43395
4.7	26.0 x 23.0 x 14.5	7.4	PCMT 369J44475	PCMT 369J43475
Pitch = 27.5 \pm 0.4 mm			$d_t = 0.8 \text{ mm } +0.08 / -0.05$	
5.6	31.0 x 23.0 x 14.5	9.1	PCMT 369L44565	PCMT 369L43565

Metallized Polyester film capacitors

PCMT 369

 $V_{Rdc} = 400 \text{ V}$ $V_{Rac} = 220 \text{ V}$

Cap ($\mu \text{ F}$)	$W_{\max} \times H_{\max} \times T_{\max}$ (mm)	mass (g)	CATALOGUE NUMBER	
			PCMT 369	
			loose in box	
			It = 4.5 \pm 0.5 mm	
		C-tol. \pm 5 %	C-tol. \pm 10 %	
Pitch = 10.0 \pm 0.4 mm		$d_t = 0.6 \text{ mm } +0.06 / -0.05$		
0.039	12.5 x 9.5 x 5.0	0.5	PCMT 369D54393	PCMT 369D53393
0.047	12.5 x 10.0 x 5.5	0.6	PCMT 369D54473	PCMT 369D53473
0.056	12.5 x 10.0 x 5.5	0.4	PCMT 369D54563	PCMT 369D53563
0.068	12.5 x 10.5 x 6.0	0.5	PCMT 369D54683	PCMT 369D53683
0.082	12.5 x 11.0 x 6.0	0.6	PCMT 369D54823	PCMT 369D53823
0.10	12.5 x 11.5 x 6.5	0.7	PCMT 369D54104	PCMT 369D53104
Pitch = 15.0 \pm 0.4 mm		$d_t = 0.6 \text{ mm } +0.06 / -0.05$		
0.10	18.0 x 10.0 x 5.0	0.7	PCMT 369F54104	PCMT 369F53104
0.12	18.0 x 10.5 x 5.5	0.6	PCMT 369F54124	PCMT 369F53124
0.15	18.0 x 11.0 x 6.0	0.8	PCMT 369F54154	PCMT 369F53154
0.18	18.0 x 11.5 x 6.5	0.9	PCMT 369F54184	PCMT 369F53184
0.22	18.0 x 12.0 x 7.0	1.1	PCMT 369F54224	PCMT 369F53224
0.27	18.0 x 13.0 x 7.5	1.4	PCMT 369F54274	PCMT 369F53274
Pitch = 15.0 \pm 0.4 mm		$d_t = 0.8 \text{ mm } +0.08 / -0.05$		
0.33	18.0 x 13.5 x 8.5	1.5	PCMT 369F54334	PCMT 369F53334
0.39	18.0 x 16.0 x 8.0	1.5	PCMT 369F54394	PCMT 369F53394
Pitch = 22.5 \pm 0.4 mm		$d_t = 0.8 \text{ mm } +0.08 / -0.05$		
0.47	26.0 x 15.5 x 7.0	2.7	PCMT 369J54474	PCMT 369J53474
0.56	26.0 x 16.0 x 7.5	3.1	PCMT 369J54564	PCMT 369J53564
0.68	26.0 x 17.0 x 7.5	3.6	PCMT 369J54684	PCMT 369J53684
0.82	26.0 x 17.5 x 9.0	3.9	PCMT 369J54824	PCMT 369J53824
1.0	26.0 x 18.5 x 10.0	4.0	PCMT 369J54105	PCMT 369J53105
1.2	26.0 x 20.0 x 11.0	4.6	PCMT 369J54125	PCMT 369J53125
Pitch = 27.5 \pm 0.4 mm		$d_t = 0.8 \text{ mm } +0.08 / -0.05$		
1.5	31.0 x 20.5 x 11.0	6.7	PCMT 369L54155	PCMT 369L53155
1.8	31.0 x 21.5 x 12.0	7.6	PCMT 369L54185	PCMT 369L53185
2.2	31.0 x 23.0 x 13.5	9.0	PCMT 369L54225	PCMT 369L53225

Metallized Polyester film capacitors

PCMT 369

 $V_{Rdc} = 630 \text{ V}$ $V_{Rac} = 250 \text{ V}$

Cap ($\mu \text{ F}$)	$W_{\max} \times H_{\max} \times T_{\max}$ (mm)	mass (g)	CATALOGUE NUMBER	
			PCMT 369	
			loose in box	
			It = 4.5 \pm 0.5 mm	
		C-tol. \pm 5 %	C-tol. \pm 10 %	
Pitch = 10.0 \pm 0.4 mm		$d_t = 0.6 \text{ mm } +0.06 / -0.05$		
0.010	12.5 x 9.5 x 4.5	0.3	PCMT 369D64103	PCMT 369D63103
0.012	12.5 x 10.0 x 4.5	0.4	PCMT 369D64123	PCMT 369D63123
0.015	12.5 x 10.0 x 5.0	0.4	PCMT 369D64153	PCMT 369D63153
0.018	12.5 x 10.5 x 5.0	0.5	PCMT 369D64183	PCMT 369D63183
0.022	12.5 x 10.5 x 5.0	0.5	PCMT 369D64223	PCMT 369D63223
0.027	12.5 x 10.5 x 5.0	0.6	PCMT 369D64273	PCMT 369D63273
0.033	12.5 x 11.0 x 5.5	0.6	PCMT 369D64333	PCMT 369D63333
0.039	12.5 x 11.0 x 6.0	0.7	PCMT 369D64393	PCMT 369D63393
0.047	12.5 x 11.5 x 6.5	0.8	PCMT 369D64473	PCMT 369D63473
Pitch = 15.0 \pm 0.4 mm		$d_t = 0.6 \text{ mm } +0.06 / -0.05$		
0.056	18.0 x 10.5 x 5.5	0.9	PCMT 369F64563	PCMT 369F63563
0.068	18.0 x 11.0 x 6.0	1.1	PCMT 369F64683	PCMT 369F63683
0.082	18.0 x 11.5 x 6.5	1.3	PCMT 369F64823	PCMT 369F63823
Pitch = 15.0 \pm 0.4 mm		$d_t = 0.8 \text{ mm } +0.08 / -0.05$		
0.10	18.0 x 12.0 x 7.5	1.5	PCMT 369F64104	PCMT 369F63104
0.12	18.0 x 15.0 x 7.0	1.7	PCMT 369F64124	PCMT 369F63124
0.15	18.0 x 15.5 x 7.5	2.0	PCMT 369F64154	PCMT 369F63154
Pitch = 22.5 \pm 0.4 mm		$d_t = 0.8 \text{ mm } +0.08 / -0.05$		
0.18	26.0 x 15.0 x 6.5	2.9	PCMT 369J64184	PCMT 369J63184
0.22	26.0 x 15.5 x 7.5	3.5	PCMT 369J64224	PCMT 369J63224
0.27	26.0 x 16.5 x 8.5	3.7	PCMT 369J64274	PCMT 369J63274
0.33	26.0 x 17.0 x 9.5	4.3	PCMT 369J64334	PCMT 369J63334
0.39	26.0 x 17.5 x 10.5	4.9	PCMT 369J64394	PCMT 369J63394
0.47	26.0 x 18.5 x 11.5	5.7	PCMT 369J64474	PCMT 369J63474
0.56	26.0 x 20.0 x 13.0	6.7	PCMT 369J64564	PCMT 369J63564
0.68	26.0 x 21.0 x 14.5	7.6	PCMT 369J64684	PCMT 369J63684
Pitch = 27.5 \pm 0.4 mm		$d_t = 0.8 \text{ mm } +0.08 / -0.05$		
0.82	31.0 x 21.0 x 14.5	7.8	PCMT 369L64824	PCMT 369L63824
1.0	31.0 x 22.5 x 15.5	8.0	PCMT 369L64105	PCMT 369L63105

Metallized Polyester film capacitors

PCMT 369

 $V_{Rdc} = 250 \text{ V}$ $V_{Rac} = 160 \text{ V}$

mini type

Cap. (μF)	$W_{\max} \times H_{\max} \times T_{\max}$ (mm)	Mass (g)	CATALOGUE NUMBER	
			PCMT 369	
			loose in box	
			It = 4.5 \pm 0.5 mm	
		C-tol. \pm 5 %	C-tol. \pm 10 %	
Pitch = 10.0 \pm 0.4 mm			$d_t = 0.6 \text{ mm } +0.06 / -0.05$	
0.10	12.5 x 9.5 x 4.5		PCMT 369DA4104	PCMT 369DA3104
0.12	12.5 x 10.0 x 4.5		PCMT 369DA4124	PCMT 369DA3124
0.15	12.5 x 10.0 x 4.5		PCMT 369DA4154	PCMT 369DA3154
0.18	12.5 x 10.0 x 5.0		PCMT 369DA4184	PCMT 369DA3184
0.22	12.5 x 10.5 x 5.5		PCMT 369DA4224	PCMT 369DA3224
0.27	12.5 x 11.0 x 6.0		PCMT 369DA4274	PCMT 369DA3274
0.33	12.5 x 11.5 x 6.5		PCMT 369DA4334	PCMT 369DA3334
0.39	12.5 x 12.0 x 7.0		PCMT 369DA4394	PCMT 369DA3394
0.47	12.5 x 13.0 x 8.0		PCMT 369DA4474	PCMT 369DA3474
Pitch = 15.0 \pm 0.4 mm			$d_t = 0.6 \text{ mm } +0.06 / -0.05$	
0.47	18.0 x 11.0 x 6.0		PCMT 369FA4474	PCMT 369FA3474
0.56	18.0 x 11.5 x 6.5		PCMT 369FA4564	PCMT 369FA3564
0.68	18.0 x 12.0 x 7.0		PCMT 369FA4684	PCMT 369FA3684
Pitch = 15.0 \pm 0.4 mm			$d_t = 0.8 \text{ mm } +0.08 / -0.05$	
0.82	18.0 x 12.5 x 7.5		PCMT 369FA4824	PCMT 369FA3824
1.0	18.0 x 14.0 x 8.0		PCMT 369FA4105	PCMT 369FA3105
1.2	18.0 x 14.5 x 9.0		PCMT 369FA4125	PCMT 369FA3125
1.5	18.0 x 15.5 x 10.0		PCMT 369FA4155	PCMT 369FA3155
Pitch = 22.5 \pm 0.4 mm			$d_t = 0.8 \text{ mm } +0.08 / -0.05$	
1.8	26.0 x 16.0 x 7.0		PCMT 369JA4185	PCMT 369JA3185
2.2	26.0 x 17.0 x 8.0		PCMT 369JA4225	PCMT 369JA3225
2.7	26.0 x 17.5 x 9.0		PCMT 369JA4275	PCMT 369JA3275
3.3	26.0 x 18.5 x 10.0		PCMT 369JA4335	PCMT 369JA3335
3.9	26.0 x 20.0 x 11.0		PCMT 369JA4395	PCMT 369JA3395
4.7	26.0 x 21.5 x 12.0		PCMT 369JA4475	PCMT 369JA3475
5.6	26.0 x 22.5 x 13.0		PCMT 369JA4565	PCMT 369JA3565
6.6	26.0 x 23.5 x 14.5		PCMT 369JA4665	PCMT 369JA3665
6.8	26.0 x 24.5 x 15.0		PCMT 369JA4685	PCMT 369JA3685
Pitch = 27.5 \pm 0.4 mm			$d_t = 0.8 \text{ mm } +0.08 / -0.05$	
6.8	31.0 x 22.5 x 13.0		PCMT 369LA4685	PCMT 369LA3685

Metallized Polyester film capacitors

PCMT 369

 $V_{Rdc} = 400\text{ V}$ $V_{Rac} = 220\text{ V}$

mini type

Cap. (μF)	$W_{\max} \times H_{\max} \times T_{\max}$ (mm)	Mass (g)	CATALOGUE NUMBER	
			PCMT 369	
			loose in box	
			It = 4.5 \pm 0.5 mm	
		C-tol. \pm 5 %	C-tol. \pm 10 %	
Pitch = 10.0 \pm 0.4 mm		$d_t = 0.6\text{ mm } +0.06 / -0.05$		
0.047	12.5 x 9.5 x 4.5		PCMT 369DB4473	PCMT 369DB3473
0.056	12.5 x 10.0 x 4.5		PCMT 369DB4563	PCMT 369DB3563
0.068	12.5 x 10.0 x 5.0		PCMT 369DB4683	PCMT 369DB3683
0.082	12.5 x 10.5 x 5.5		PCMT 369DB4823	PCMT 369DB3823
0.10	12.5 x 11.0 x 5.5		PCMT 369DB4104	PCMT 369DB3104
0.12	12.5 x 11.5 x 6.0		PCMT 369DB4124	PCMT 369DB3124
0.15	12.5 x 12.0 x 6.5		PCMT 369DB4154	PCMT 369DB3154
0.18	12.5 x 12.0 x 7.5		PCMT 369DB4184	PCMT 369DB3184
0.22	12.5 x 13.0 x 8.5		PCMT 369DB4224	PCMT 369DB3224
Pitch = 15.0 \pm 0.4 mm		$d_t = 0.6\text{ mm } +0.06 / -0.05$		
0.22	18.0 x 11.0 x 6.0		PCMT 369FB4224	PCMT 369FB3224
0.27	18.0 x 11.5 x 6.5		PCMT 369FB4274	PCMT 369FB3274
0.33	18.0 x 12.5 x 7.0		PCMT 369FB4334	PCMT 369FB3334
Pitch = 15.0 \pm 0.4 mm		$d_t = 0.8\text{ mm } +0.08 / -0.05$		
0.39	18.0 x 13.0 x 8.0		PCMT 369FB4394	PCMT 369FB3394
0.47	18.0 x 14.0 x 8.5		PCMT 369FB4474	PCMT 369FB3474
0.56	18.0 x 15.0 x 9.5		PCMT 369FB4564	PCMT 369FB3564
0.68	18.0 x 15.5 x 10.5		PCMT 369FB4684	PCMT 369FB3684
0.82	18.0 x 16.5 x 11.5		PCMT 369FB4824	PCMT 369FB3824
1.0	18.0 x 18.5 x 11.5		PCMT 369FB4105	PCMT 369FB3105
Pitch = 22.5 \pm 0.4 mm		$d_t = 0.8\text{ mm } +0.08 / -0.05$		
1.0	26.0 x 17.0 x 8.0		PCMT 369JB4105	PCMT 369JB3105
1.2	26.0 x 17.5 x 9.5		PCMT 369JB4125	PCMT 369JB3125
1.5	26.0 x 19.0 x 10.5		PCMT 369JB4155	PCMT 369JB3155
1.8	26.0 x 20.5 x 11.5		PCMT 369JB4185	PCMT 369JB3185
2.2	26.0 x 21.5 x 13.5		PCMT 369JB4225	PCMT 369JB3225
2.7	26.0 x 23.0 x 14.5		PCMT 369JB4275	PCMT 369JB3275
3.3	26.0 x 25.0 x 16.0		PCMT 369JB4335	PCMT 369JB3335
Pitch = 27.5 \pm 0.4 mm		$d_t = 0.8\text{ mm } +0.08 / -0.05$		
3.3	31.0 x 23.5 x 14.5		PCMT 369LB4335	PCMT 369LB3335
3.9	31.0 x 25.5 x 15.5		PCMT 369LB4395	PCMT 369LB3395
4.7	31.0 x 27.0 x 17.0		PCMT 369LB4475	PCMT 369LB3475

Metallized Polyester film capacitors

PCMT 369

 $V_{Rdc} = 630 \text{ V}$ $V_{Rac} = 250 \text{ V}$

mini type

Cap. (μF)	$W_{\max} \times H_{\max} \times T_{\max}$ (mm)	Mass (g)	CATALOGUE NUMBER	
			PCMT 369	
			loose in box	
			It = 4.5 \pm 0.5 mm	
			C-tol. \pm 5 %	C-tol. \pm 10 %
Pitch = 10.0 \pm 0.4 mm			$d_t = 0.6 \text{ mm } +0.06 / -0.05$	
0.010	12.5 x 9.5 x 4.5		PCMT 369DC4103	PCMT 369DC3103
0.012	12.5 x 10.0 x 4.5		PCMT 369DC4123	PCMT 369DC3123
0.015	12.5 x 10.0 x 4.5		PCMT 369DC4153	PCMT 369DC3153
0.018	12.5 x 10.0 x 4.5		PCMT 369DC4183	PCMT 369DC3183
0.022	12.5 x 10.0 x 4.5		PCMT 369DC4223	PCMT 369DC3223
0.027	12.5 x 10.0 x 5.0		PCMT 369DC4273	PCMT 369DC3273
0.033	12.5 x 10.5 x 5.5		PCMT 369DC4333	PCMT 369DC3333
0.039	12.5 x 10.5 x 5.5		PCMT 369DC4393	PCMT 369DC3393
0.047	12.5 x 11.0 x 6.0		PCMT 369DC4473	PCMT 369DC3473
0.056	12.5 x 11.5 x 6.5		PCMT 369DC4563	PCMT 369DC3563
0.068	12.5 x 12.0 x 7.0		PCMT 369DC4683	PCMT 369DC3683
0.082	12.5 x 12.5 x 7.5		PCMT 369DC4823	PCMT 369DC3823
0.10	12.5 x 13.5 x 8.5		PCMT 369DC4104	PCMT 369DC3104
Pitch = 15.0 \pm 0.4 mm			$d_t = 0.6 \text{ mm } +0.06 / -0.05$	
0.10	18.0 x 11.5 x 6.5		PCMT 369FC4104	PCMT 369FC3104
0.12	18.0 x 12.0 x 7.0		PCMT 369FC4124	PCMT 369FC3124
0.15	18.0 x 12.5 x 7.5		PCMT 369FC4154	PCMT 369FC3154
Pitch = 15.0 \pm 0.4 mm			$d_t = 0.8 \text{ mm } +0.08 / -0.05$	
0.18	18.0 x 13.5 x 8.5		PCMT 369FC4184	PCMT 369FC3184
0.22	18.0 x 14.5 x 9.0		PCMT 369FC4224	PCMT 369FC3224
0.27	18.0 x 15.5 x 9.0		PCMT 369FC4274	PCMT 369FC3274
0.33	18.0 x 16.5 x 10.0		PCMT 369FC4334	PCMT 369FC3334
0.39	18.0 x 17.5 x 11.0		PCMT 369FC4394	PCMT 369FC3394
Pitch = 22.5 \pm 0.4 mm			$d_t = 0.8 \text{ mm } +0.08 / -0.05$	
0.47	26.0 x 17.5 x 8.5		PCMT 369JC4474	PCMT 369JC3474
0.56	26.0 x 18.5 x 10.0		PCMT 369JC4564	PCMT 369JC3564
0.68	26.0 x 20.0 x 11.0		PCMT 369JC4684	PCMT 369JC3684
0.82	26.0 x 21.0 x 12.0		PCMT 369JC4824	PCMT 369JC3824
1.0	26.0 x 22.5 x 13.5		PCMT 369JC4105	PCMT 369JC3105

MOUNTING

Normal use

The capacitors are designed for mounting on printed-wiring boards. The capacitors packed in bandoliers are designed for mounting on printed-wiring boards by means of automatic insertion machines.

For detailed specifications refer to chapter packing.

Specified method of mounting to withstand vibration and shock

In order to withstand vibration and shock tests, it must be ensured that the underside of the crimps are in good contact with the printed-wiring board.

- For pitches of 15 mm the capacitors shall be mechanically fixed by the leads.
- For larger pitches the capacitors shall be mounted in the same way and the body clamped.

RATINGS AND CHARACTERISTICS

Unless otherwise specified, all electrical values apply to an ambient free air temperature of $23 \pm 1^\circ\text{C}$, an atmospheric pressure of 86 to 106 kPa and a relative humidity of $50 \pm 2\%$.

For reference testing, a conditioning period shall be applied over 96 ± 4 hours by heating the products in a circulating air oven at the rated temperature and a relative humidity not exceeding 20%.

CHARACTERISTICS

● Dissipation Factor

Rated voltage	Capacitance	Tangent of loss angle ($\times 10^{-4}$)	
		1 KHz	10 KHz
100V	$0.39\mu\text{F} < C \leq 0.47\mu\text{F}$	≤ 75	≤ 120
	$0.47\mu\text{F} < C \leq 6.8\mu\text{F}$	≤ 75	≤ 120
250V	$0.1\mu\text{F} < C \leq 0.47\mu\text{F}$	≤ 75	≤ 120
	$0.47\mu\text{F} < C \leq 6.8\mu\text{F}$	≤ 75	≤ 120
400V / 630V	$C \leq 0.1\mu\text{F}$	≤ 75	≤ 120
	$0.1\mu\text{F} < C \leq 0.47\mu\text{F}$	≤ 75	≤ 120
	$C > 0.47\mu\text{F}$	≤ 75	≤ 120

● Insulation Resistance

The insulation resistance is measured after a voltage has been applied for 1 minute ± 5 seconds, the voltage being $100 \pm 15\text{V}$ for the 100, 250 and 400 V versions and $500 \pm 50\text{V}$ for the 630 V versions.

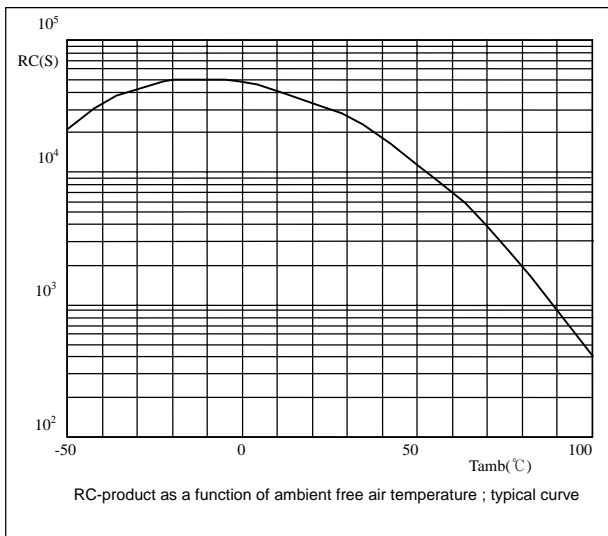
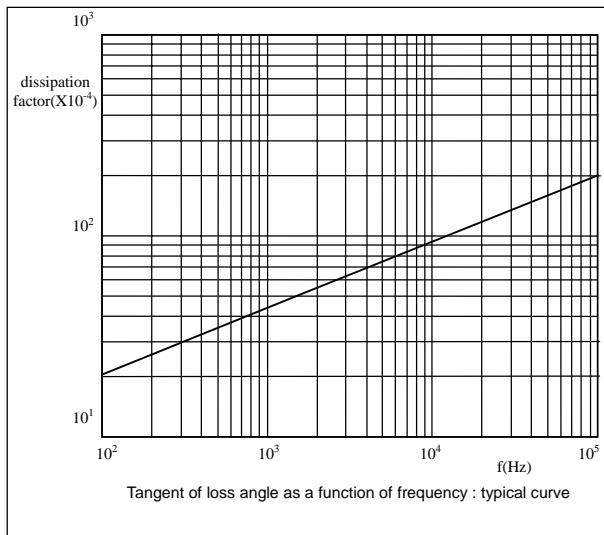
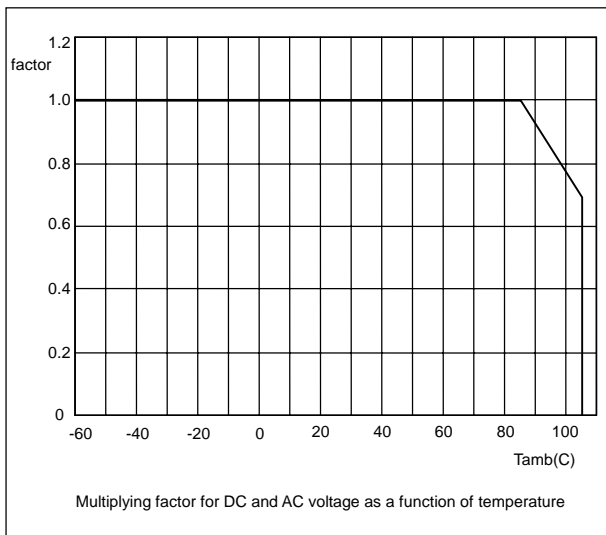
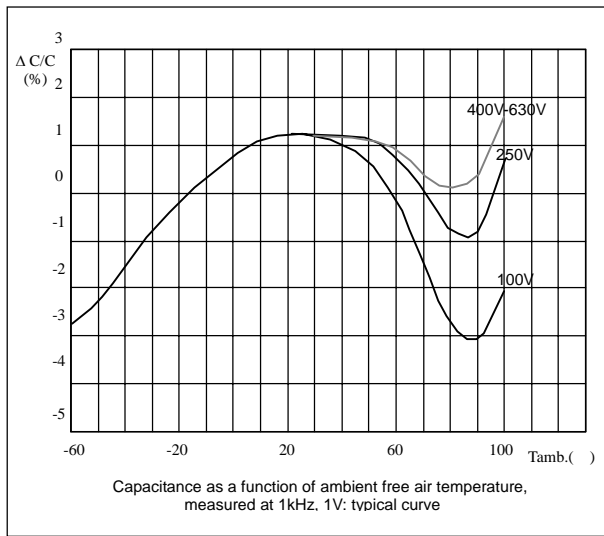
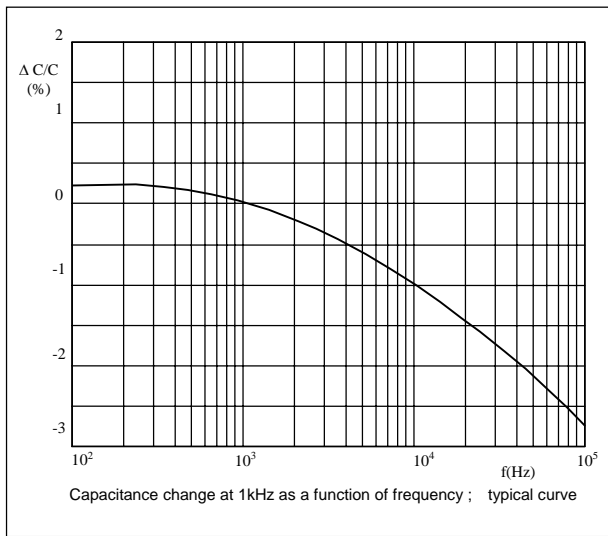
Rated voltage	Capacitance	R between leads ($\text{M}\Omega$)	RC between leads (sec)
100V	$C > 0.33\mu\text{F}$	-	$> 5000\text{s}$
250V/ 400V/ 630V	$C \leq 0.33\mu\text{F}$	> 30000	-
	$C > 0.33\mu\text{F}$	-	$> 10000\text{s}$

● Rated Voltage Pulse Load Slope (dV/dt)_R

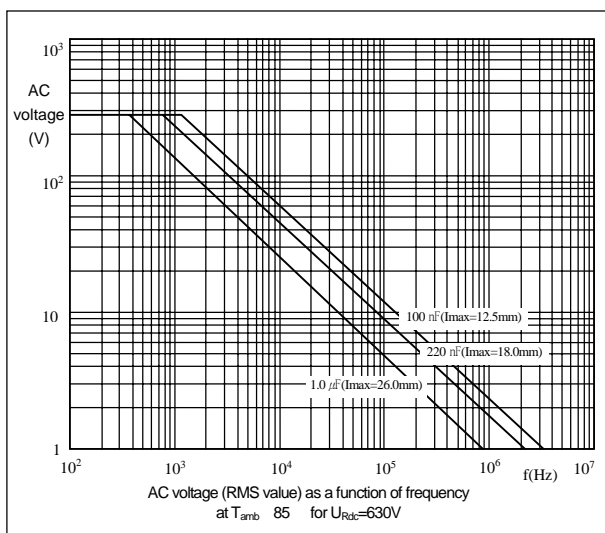
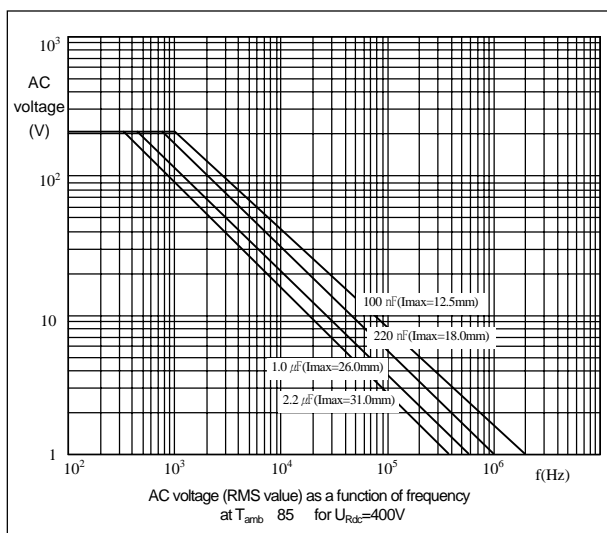
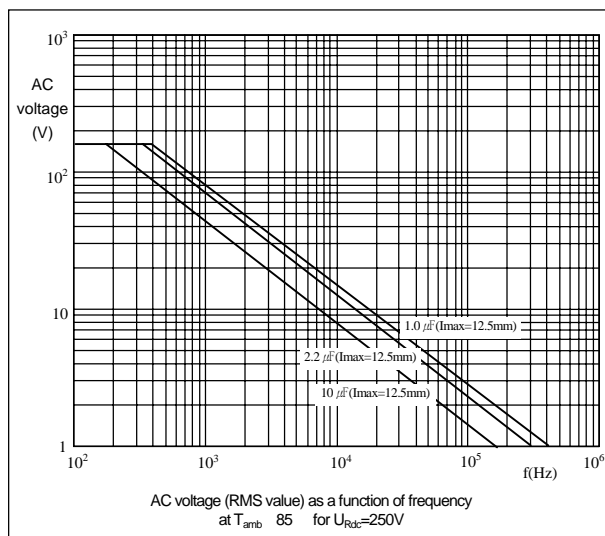
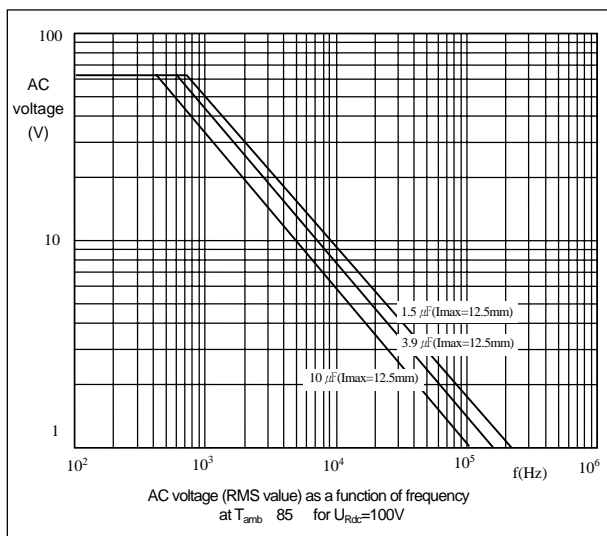
The maximum pulse load are value valid for pulse voltage equal to the rated voltage. For lower voltages the given values may be multiplied by V_{Rdc} and divided by the applied voltage.

Rated voltage	Rated pulse load($\text{V}/\mu\text{s}$) as a function of I_{max}			
	$I_{\text{max}} = 12.5\text{mm}$	$I_{\text{max}} = 18.0\text{mm}$	$I_{\text{max}} = 26.0\text{mm}$	$I_{\text{max}} = 31.0\text{mm}$
100V	30	20	20	-
250V	120	45	20	15
400V	170	65	30	25
630V	90	90	35	30

THE GRAPHS OF CHARACTERISTICS



MAXIMUM RMS VOLTAGE (SINEWAVE) AS A FUNCTION OF FREQUENCY



APPLICATION NOTE

To select this capacitor for a certain application, 6 conditions must be checked :

1. The peak voltage (V_p) shall not be greater than the rated DC voltage.
2. The peak-to-peak voltage (V_{p-p}) shall not be greater than $2\sqrt{2}$ times the rated AC voltage to avoid the ionization inception level.
3. The peak current (I_p) shall not exceed the maximum peak current, defined as maximum voltage pulse slope (dV/dt) multiplied by the capacitance.

$$I_p \text{ max.} = C (dV/dt) \text{ max}$$

Or the voltage pulse slope shall not exceed the rated voltage pulse slope. If the pulse voltage is Lower than the rated voltage, the values of the table may be multiplied by V_{Rdc} and divided by the applied voltage.

4. The dissipated power shall not be greater than the maximum permissible power dissipation stated above.
5. The free air ambient temperature for the capacitor is not exceeding the category temperature.
6. Since all metallized film capacitors have an intrinsically active flammability risk, it is recommended that these capacitors should only be used in circuits where the power can be limited to less than 5W to the capacitor should a failure occur.

PRODUCT MARKING

The capacitors are marked in black ink on the side with the following information :

- . Rated capacitance in code according to IEC 60062(224)
- . Tolerance on rated capacitance : J = $\pm 5\%$, K = $\pm 10\%$
- . Rated DC voltage(250)
- . Product Type (P369)
- . Code for dielectric material(MKT)
- . Batch number code(5341001)

Example of marking for a capacitor :

224 J 250 P369 MKT 5341001

224 J 250. P369 MKT 5341001


Metallized Polyester film capacitors

PCMT 369

PACKAGE MARKING

The package containing the capacitors is marked as shown.

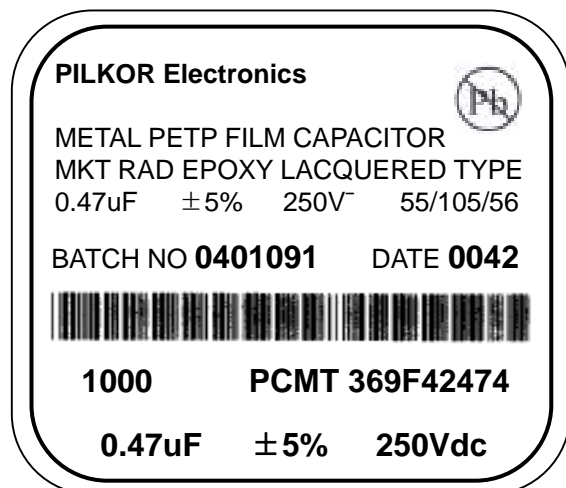
SPQ Label Marking



Line Marking Explanation

1. Manufacturer's name
2. Sub – family
3. Pb free marking(JEDEC-STD-97)
4. Type description
5. Capacitance value in μF , tolerance, voltage and climatic category (IEC)
6. Batch no. and production period (year and week code)
7. Quantity and product code (13NC)
8. Capacitance, tolerance and voltage

PQ Label Marking



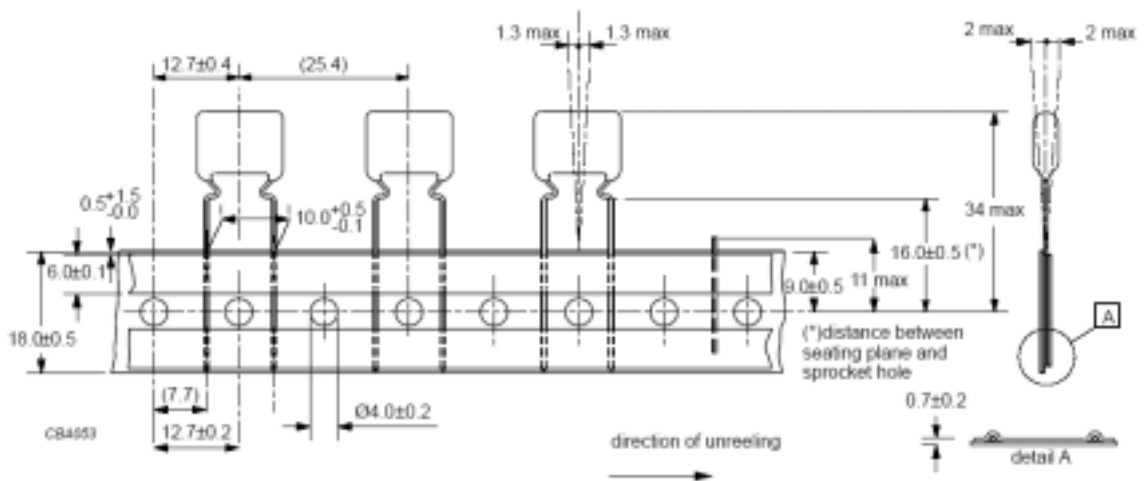
Line Marking Explanation

1. Manufacturer's name
2. Sub – family
3. Pb free marking(JEDEC-STD-97)
4. Type description
5. Capacitance value in μF , tolerance, voltage and climatic category (IEC)
6. Batch no. and production period (year and week code)
7. Quantity and product code (13NC)
8. Capacitance, tolerance and voltage

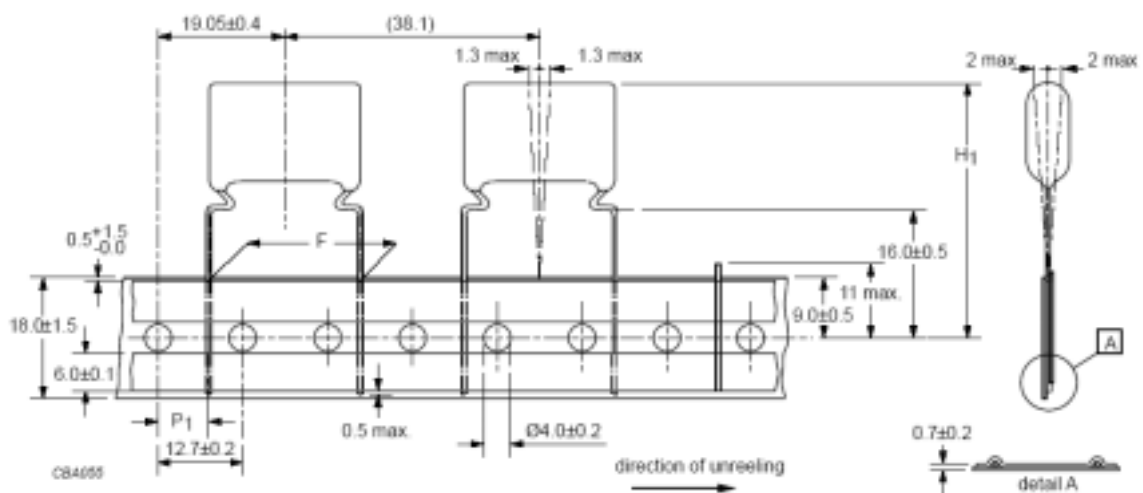
PACKING

DIMENSION OF TAPED PRODUCTS

- pitch = 10.0 and 15.0 mm (kinked lead)



- pitch = 22.5 and 27.5 mm (kinked lead)



Metallized Polyester film capacitors

PCMT 369

TEST REQUIREMENTS

TEST	D or ND	CONDITIONS	p	n	REQUIREMENTS
Group A inspection (periodic)					
Sub-group A1, A2	ND				
4.1 Dimensions (detail)					As specified in Table 1 of this specification
4.2.2 capacitance		at 1 kHz			Within specified tolerance
4.2.3 Tangent of loss angle		at 10 kHz			As in this specification
4.2.1 Voltage proof (test A)		at $1.6 \times V_{Rdc}$ for 1 min or $1.75 \times V_{Rdc}$ for 5 s			No breakdown or flashover.
4.2.5 Insulation resistance (test A)		at 100V for $V_{Rdc} < 630V$ at 500V for $V_{Rdc} \geq 630V$			As in this specification
Group C inspection (periodic)					
Sub-group C1A part of a sample of sub-group C1	D		6	9	
4.3 Robustness of terminals		Tensile & bending			No visible damage, Legible marking $\Delta C/C \leq 2\%$ $\Delta \tan \delta < 0.0050$
4.4 Resistance to soldering heat		Solder bath : $260^{\circ}C$; 10 s			
4.14 Component solvent resistance		Isopropyl alcohol ; $23^{\circ}C$; 5 min			
Sub-group C1B Other part of sample of sub-group C1	D		6	18	
4.6 Rapid change of temperature		θA = lower category temperature θB = upper category temperature 5 cycles Duration $t = 30$ min			No visible damage $\Delta C/C \leq 5\%$
4.7 Vibration (see note 4)		10Hz to 55Hz Amplitude : 0.75mm or acceleration $98m/s^2$ 6hrs			$\Delta \tan \delta < 0.0050$
4.9 Shock (see note 4)		Half sine wave ; $490m/s^2$: 11 ms			$R_{ins} \geq 50\%$ specified value

Metallized Polyester film capacitors

PCMT 369

TEST	D or ND	CONDITIONS	p	n	REQUIREMENTS
Sub-group C1 Combined of sample of specimens of sub-groups C1A and C1B	D		6	27	
4.10 Climatic sequence 4.10.2 Dry heat 4.10.3 Damp heat cyclic, test Db, first cycle 4.10.4 Cold 4.10.6 Damp heat cyclic, test Db, remaining cycle		T = T _{upp-cat} , 16 hours T = T _{low-cat} , 2 hours			No visible damage, Legible marking $\Delta C/C \leq 5\%$ $\Delta \tan \delta < 0.0080$ $R_{ins} \geq 50\%$ specified value
Sub-group C2	D		6	15	
4.11 Damp heat steady state		56days ; 40 °C ; 90 to 95%RH			No visible damage, Legible marking $\Delta C/C \leq 5\%$ $\Delta \tan \delta < 0.0050$ $R_{ins} \geq 50\%$ specified value
Sub-group C3	D		3	21	
4.12 Endurance (DC)		1000hours ; 105 °C ; 1.25 x V _{Rdc}			No visible damage, Legible marking $\Delta C/C \leq 8\%$ $\Delta \tan \delta < 0.0050$ $R_{ins} \geq 50\%$ specified value
Sub-group C4	D		3	9	
4.13 Charge and discharge		Number of pulse; 10000, Pulse frequency ; (1Hz) Test pulse rise; $\frac{VR}{2.5 \times C(dV/dt)_R}$			$\Delta C/C \leq 5\%$ $\Delta \tan \delta < 0.0050$ $R_{ins} \geq 50\%$ specified value

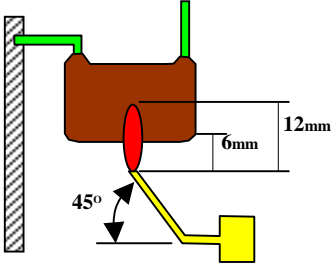
Metallized Polyester film capacitors

PCMT 369

TEST	D or ND	CONDITIONS	p	n	REQUIREMENTS
Sub-group ADD1	D		3	35	
A.1 Solderability		Non-activated colophony flux 501 Solder bath : 245 °C Dwell time : 3s			Good tinning as evidenced by free flowing of the solder with wetting of the terminations (>95%)
Solvent resistance of the marking		Isopropyl alcohol at 23 °C Rubbing material ; cotton wool immersion time : 5 ± 0.5 min			Legible marking
Sub-group ADD2	D		3	12	
A.2 Heat storage		2000 hrs Upper category temperature			$\Delta C/C \leq 3\%$ $\Delta \tan \delta < 0.0050$ $R_{ins} \geq 50\%$ specified value
Sub-group ADD3					
A.3 Endurance(AC) ac volt. > 200 (r.m.s)		Duration : 1000 hours Temp. : 85 °C For 250V, 400V : 1.25 x V _{RMS} , 50Hz For 630V : 1.1 x V _{RMS} , 50Hz			$\Delta C/C \leq 10\%$ $\Delta \tan \delta < 0.0050$ $R_{ins} \geq 50\%$ specified value
Sub-group ADD4			3	9	
A.4 Detergent resistance		Density 20g/L dishwasher detergent 70°C, 3min followed by rinsing in clear water for 1 minute. Recovery time 1 to 2 hours.			$\Delta C/C \leq 1\%$ $\Delta \tan \delta < 0.0050$ $R_{ins} \geq 50\%$ specified value
Sub-group ADD5	D		6	15	
A.5 Resistance to soldering heat with preheating		Capacitors mounted on a 1.6mm board with non-plated holes Body temp. : 80 °C Bath temp. : 260 °C Dwell time : 10 s.			$\Delta C/C \leq 2\%$ for C ≤ 10nF $\Delta C/C \leq 1\%$ for C > 10nF $\Delta \tan \delta < 0.0050$ $R_{ins} \geq 50\%$ specified value
Sub-group ADD6			3	15	
A.6 climatic test on taped type		10 days; 40 °C; 90 to 95% RH			Angle component ≤ 4 ° Pull out and tearing force ≥ 50% of specified value

Metallized Polyester film capacitors

PCMT 369

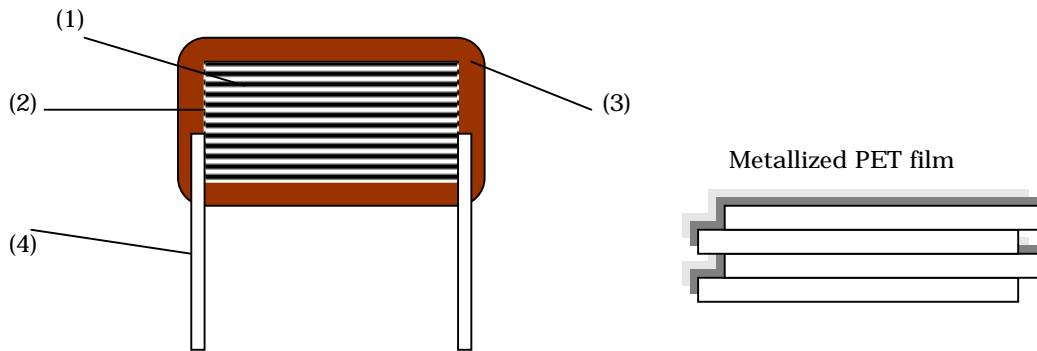
TEST	D or ND	CONDITIONS	p	n	REQUIREMENTS								
Sub-group ADD7			12	18									
A.7 Passive flammability		IEC 60384-1 Bore of gas jet : ϕ 0.5 mm Fuel : Butane Test duration for actual volume V in mm ³ class B <table border="1"> <thead> <tr> <th>Volume(mm³)</th> <th>Gas jet</th> </tr> </thead> <tbody> <tr> <td>$250 < V \leq 500$</td> <td>20s</td> </tr> <tr> <td>$500 < V \leq 1750$</td> <td>30s</td> </tr> <tr> <td>$V > 1750$</td> <td>60s</td> </tr> </tbody> </table> One flame application 	Volume(mm ³)	Gas jet	$250 < V \leq 500$	20s	$500 < V \leq 1750$	30s	$V > 1750$	60s			1.class B After removing test flame from capacitor, the capacitor must not continue burn for more than 10 s. 2.No burning particle must drop from the sample
Volume(mm ³)	Gas jet												
$250 < V \leq 500$	20s												
$500 < V \leq 1750$	30s												
$V > 1750$	60s												
Sub-group ADD8	D		12	10									
A.8 Thermal Shock		θA = lower category temperature θB = upper category temperature 100 cycles Duration t = 30 min			$\Delta C/C \leq 10\%$ $\Delta \tan \delta (1\text{KHz}) < 0.01$ $R_{\text{ins}} \geq 50\%$ specified value								



MATERIAL LIST

- Product type ; Metallized PET film capacitors

- Model name ; PCMT 369XXXXXX



	Description	Material	Supplier
1	M-PET Film	Metallized PET film	SUNGMOON Elec.(Korea) NUINTEK(Korea)
2	Metal Spray	Tin-Zinc	SAMHWA Non-Ferrous metal Ind. SHINSAENG metal Ind.
3	Epoxy Powder	UL94V-0	DAEJOO Fine chemical GREEN STAR
4	Lead Wire	Tin plated Cp steel wire 0.6/0.8mm [Sn100%: 10 μm]	ILKWANG DAE-A LEAD SAMATRON