

LAS2(3,4) Series Pushbutton Switches

Implication of Type

LAS2 LAS3 LAS4	★ - □ ■ / △ / ▲
Code of series 2: 12mm 3: 10mm 4: 8mm	The front shape: Y round F square J rectangular
	Contact Structure: 11 1NO1NC 22 2NO2NC
	Operation Type: D pilot lamp Z alternate type No letter means momentary.
	Lamp Voltage (Please check the lamp rating)
	Color: R red G green Y yellow O orange B blue W white N black

Note: there is 22(2NO2NC)contact structure for you choice

Switch Ratings

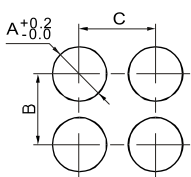
Thermal Current I _{th}	3A		
Rated Voltage	24V	125V(110V)	250V(220V)
Direct Current	1A	0.2A	0.1 A
Alternating Current	P.F=1	1A	0.5A
	P.F=0.7	0.7A	0.5A

Lamp Ratings

Lamp Type	AC LED Lamp (Standard)			Neon Lamp	
Rated Voltage	AC/DC6V	AC/DC12V	AC/DC24V	AC110V	AC220V
	AC/DC110V	AC/DC220V			
Cover Color	R G Y O B W			R	G
Life	About 40,000 hours			About 20,000 hours	

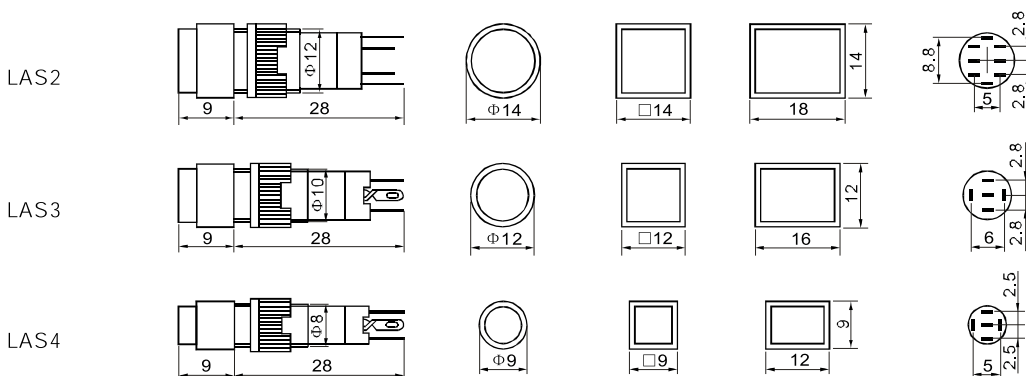
Note: the lamp contains a current-limiting resistor inside and doesn't need external connection. DC LED lamp, dual-color LED lamp and other voltages can be customized.

Installation Dimensions



Category	LAS2			LAS3			LAS4		
	A	B	C	A	B	C	A	B	C
Round	12mm	≥14mm	≥14mm	10mm	≥12mm	≥12mm	8mm	≥10mm	≥10mm
Square	12mm	≥14mm	≥14mm	10mm	≥12mm	≥12mm	8mm	≥10mm	≥10mm
Rectangular	12mm	≥14mm	≥18mm	10mm	≥12mm	≥16mm	8mm	≥10mm	≥14mm

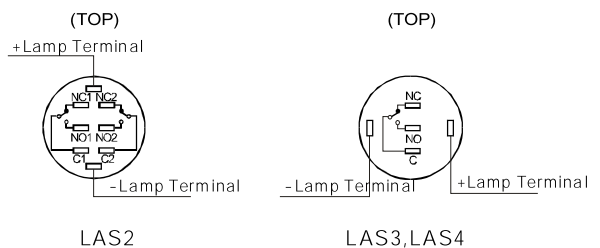
Shape and Dimensions






Specifications

Operating Temperature	-25~+55°C	
Operating Humidity	45~85%RH	
Contact Material	- silver - silver alloy - gold-clad silver, cladding thickness is 3μm	
Contact Resistance	≤50mΩ	
Insulation Resistance	≥100MΩ	
Dielectric Strength	Between contact and lamp terminals	1500V AC
	Between terminals of the same pole	1000V AC
	Between terminals of different pole	2000V AC
Operating Travel	(Pushbuttons)About 3mm	
Solder Heat Resistance	230°C(no more than 3 second)	
Life	Mechanical	Momentary type:200,000 times, Alternate type:100,000 times
	Electrical	≥50,000 times

Circuit



Product Cutline

Shape	Operation Type	Contact	Type Number	Remarks
Round(can be illuminated)  Φ12mm	Pilot Lamp	–	LAS2Y - D/Δ/▲/◎	<div style="display: flex; align-items: center; gap: 5px;"> R G Y O B W N </div> <ul style="list-style-type: none"> ◎ The black cover can't be used with the illuminated pushbuttons. ◎ Having the DPDT for you choice Protective Degree: ◎ IP40,IP67 IP67 should be installed with the seal cover.
	Momentary	SPDT	LAS2Y - 11/Δ/▲/◎	
		DPDT	LAS2Y - 22/Δ/▲/◎	
	Alternate	SPDT	LAS2Y - 11Z/Δ/▲/◎	
DPDT		LAS2Y - 22Z/Δ/▲/◎		
Square(can be illuminated)  Φ12mm	Pilot Lamp	–	LAS2F - D/Δ/▲/◎	
	Momentary	SPDT	LAS2F - 11/Δ/▲/◎	
		DPDT	LAS2F - 22/Δ/▲/◎	
	Alternate	SPDT	LAS2F - 11Z/Δ/▲/◎	
DPDT		LAS2F - 22Z/Δ/▲/◎		
Rectangular(can be illuminated)  Φ12mm	Pilot Lamp	–	LAS2J - D/Δ/▲/◎	
	Momentary	SPDT	LAS2J - 11/Δ/▲/◎	
		DPDT	LAS2J - 22/Δ/▲/◎	
	Alternate	SPDT	LAS2J - 11Z/Δ/▲/◎	
DPDT		LAS2J - 22Z/Δ/▲/◎		
Round(can be illuminated)  Φ10mm	Pilot Lamp	–	LAS3Y - D/Δ/▲	<div style="display: flex; align-items: center; gap: 5px;"> R G Y O B W N </div> <ul style="list-style-type: none"> ◎ The black cover can't be used with the illuminated pushbuttons.
	Momentary	SPDT	LAS3Y - 11/Δ/▲	
	Alternate	SPDT	LAS3Y - 11Z/Δ/▲	
Square(can be illuminated)  Φ10mm	Pilot Lamp	–	LAS3F - D/Δ/▲	
	Momentary	SPDT	LAS3F - 11/Δ/▲	
	Alternate	SPDT	LAS3F - 11Z/Δ/▲	
Rectangular(can be illuminated)  Φ10mm	Pilot Lamp	–	LAS3J - D/Δ/▲	
	Momentary	SPDT	LAS3J - 11/Δ/▲	
	Alternate	SPDT	LAS3J - 11Z/Δ/▲	
Round(can be illuminated)  Φ8mm	Pilot Lamp	–	LAS4Y - D/Δ/▲	<div style="display: flex; align-items: center; gap: 5px;"> R G Y O B W N </div> <ul style="list-style-type: none"> ◎ The black cover can't be used with the illuminated pushbuttons.
	Momentary	SPDT	LAS4Y - 11/Δ/▲	
	Alternate	SPDT	LAS4Y - 11Z/Δ/▲	
Square(can be illuminated)  Φ8mm	Pilot Lamp	–	LAS4F - D/Δ/▲	
	Momentary	SPDT	LAS4F - 11/Δ/▲	
	Alternate	SPDT	LAS4F - 11Z/Δ/▲	
Rectangular(can be illuminated)  Φ8mm	Pilot Lamp	–	LAS4J - D/Δ/▲	
	Momentary	SPDT	LAS4J - 11/Δ/▲	
	Alternate	SPDT	LAS4J - 11Z/Δ/▲	