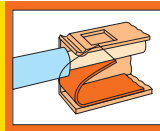



Lighting Connectors "Service" Connectors



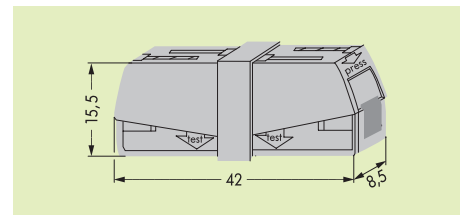
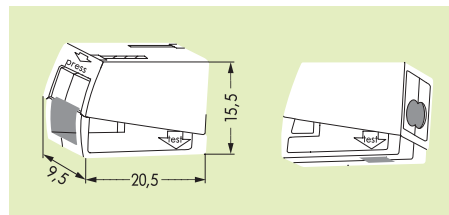
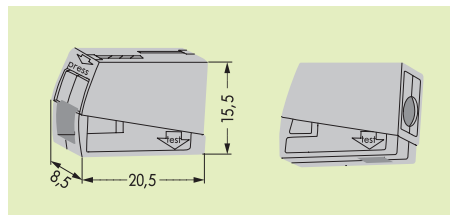


Installation side 1.0 – 2.5 mm ² solid Lighting side 0.5 – 2.5 mm ² rig.+ flex 400 V/4 kV/2 ①; 24 A 9 – 11 mm / 0.39 in * VDE KEF CCAIKEN N S O P P GL BV	AWG 14 – 12 AWG 20 – 16 300 V, 20 A ④ ⑥	Installation side 1.0 – 2.5 mm ² solid Lighting side 0.5 – 2.5 mm ² rig.+ flex 400 V/4 kV/2 ①; 24 A 9 – 11 mm / 0.39 in * VDE KEF CCAIKEN N S O P P GL BV	AWG 14 – 12 AWG 20 – 16 300 V, 20 A ④ ⑥	0.5 – 2.5 mm ² rig.+ flex 400 V/4 kV/2 ① 24 A 9 – 11 mm / 0.39 in * VDE KEF CCAIKEN N S O P P GL BV	AWG 20 – 16 300 V, 20 A ④ ⑥
---	---	---	---	--	--------------------------------



Item No.	Pack.-unit pcs	Item No.	Pack.-unit pcs	Item No.	Pack.-unit pcs
Lighting connectors,		2-conductor lighting connectors,		"Service" connector	
standard version, continuous		standard version, continuous		grey	
service temperature 105 °C,		service temperature 105 °C,		224-201	
grey	224-101	1000 (10 x 100)	white	224-112	1000 (10 x 100)
version for increased continuous		version for increased continuous			
service temperature of 120 °C,		service temperature of 120 °C,			
black	224-104	100	black	224-114	100

Dimensions (in mm) ① in grounded (earthed) supply systems 400 V = rated voltage 4 kV = rated surge voltage 2 = pollution degree (see also section 15)



* For further approvals with corresponding ratings see section 15.