

Fuseholder Open Design, 5 x 20 mm, THT, var. Covers, IEC 60335-1



250 VAC · 4 W / 10 A (VDE) · 500 VAC/DC · 10 A (UL/CSA)

**Description**

- For appliances in unattended use
- Glow wire tests acc. to IEC 60695-2-11 to -13
- Low profile fuse block with insulation walls

Standards

- IEC 60127-6
- UL 4248-1 / UL 512
- CSA C22.2 no. 39

Approvals

- VDE Certificate Number: 40001042
- UL File Number: E39328

Applications

- Industrial electronic
- Household appliances

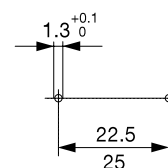
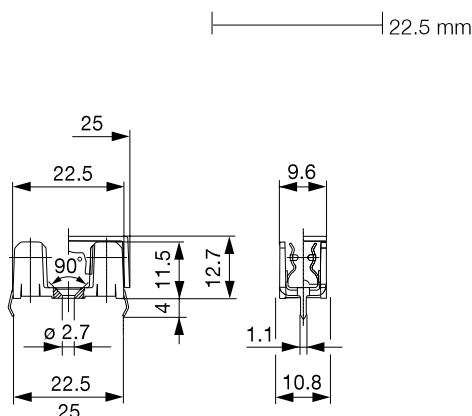
Weblinks

pdf, html, General Product Information, Approvals, RoHS, CHINA-RoHS, e-Shop, SCHURTER-Stock-Check, Distributor-Stock-Check, Accessories

Technical Data

Fuse-Link	5 x 20 mm
Mounting	PCB
Mounting	Screw or Rivet
Terminal	Solder THT
Rated Voltage	250VAC (VDE), 500VAC/DC (UL/CSA)
Rated Current	10 A (VDE), 10 A (UL/CSA)
Rated Power Acceptance IEC	4 W / 10 A @ Ta 23 °C 2.5 W / 10 A with transparent cover, see derating curves
Degree of Protection	IP 00 / IP 20
Protection Class	Suitable for appliances with protection class 1 or 2 acc. to IEC 61140
Admissible Ambient Air Temp.	-40 °C to 85 °C
Climatic Category	40/085/21 acc. to IEC 60068-1
Material: Socket	see variants
Material: Cover	Thermoplastic UL 94V-0
Material: Terminals	Tin-Plated Copper Alloy
Unit Weight (Socket/Cap)	1.7 g
Storage Conditions	0 °C to 60 °C, max. 70% r.h.
Product Marking	☐, Type, Voltage, Power Acc./Current Rating, Approvals

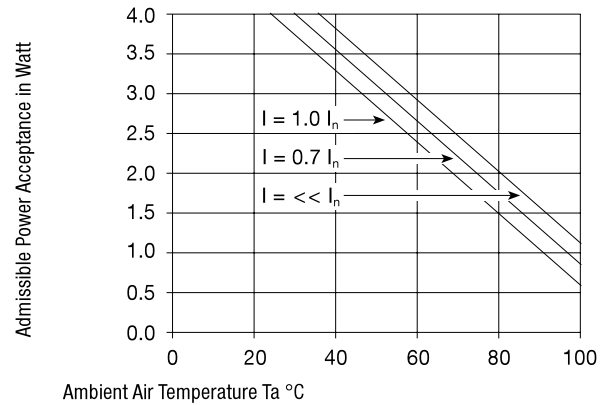
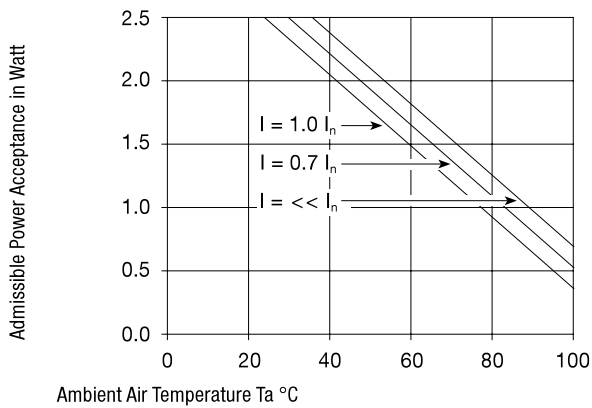
Soldering Methods	Wave
Solderability	245 °C / 3 sec acc. to IEC 60068-2-20, Test Ta, method 1
Resistance to Soldering Heat	260 °C / 10 sec acc. to IEC 60068-2-20, Test Tb, method 1A
Contact Resistance	< 5 mΩ at 20 mV
Dielectric Strength	> 3 kV between L-N (50 Hz; 1 min)
Impulse Withstand Voltage	> 4 kV between L-N
Insulation Resistance	> 10 MΩ between L-N (500 VDC; 1 min)
Overvoltage Category	I - III acc. to IEC 60664-1
Pollution Degree	1 - 3 acc. to IEC 60664-1
Resistance to Vibration	acc. to IEC 60068-2-6, test Fc

Abmessungen

Drilling diagram

Derating Curves

With Transparent Cover



Variants

Holder	Pin distance	Colour Holder	Material	Remark	Order Number
●	22.5	black	Thermoplastic	-	0031.8201
●	22.5	black	Spec. Thermoplastic	Approvals pending	0031.8201.15
●	25	black	Thermoplastic	-	0031.8211
●	25	black	Spec. Thermoplastic	Approvals pending	0031.8211.15

Spec. thermoplastic meets the requirements acc. to IEC 60335-1 Ed. 4.0 for appliances in unattended use (clause 30.2.3). This standard includes the enhanced requirements of glow wire tests acc. to IEC 60695-2-11 to -13.

Packaging Unit

Bulk 128 x 91 x 60 mm (100 pcs.)

Accessories

Description



Covers for OGN, OGN-SMD
Cover for Holder OGN, OGN-SMD

Adapter to OGN, OGN-SMD
Fuse Carriage with Handle for OGN, OGN-SMD